

MONTHLY NEWS

City of Wilsonville Police

VOLUME 2 | ISSUE 8 | PUBLISHED SEPTEMBER 9, 2019 | **August 2019**



Officer Zach Keirseley met Lil' Hunter at Music @ Montague while Deputy Keirseley was on foot patrol. Hunter wants to be a police officer one day. With that genuine smile and positive outlook, we look forward to running into him on the force.

"Coffee with a Cop" was held at the Corner Coffee Shoppe on August 21. The event was well attended and provided an opportunity for us to meet with citizens in a casual setting and get to know one another better. Deputies and Chief Wurpes were on hand to answer questions.



Wilsonville Police, with County detectives and SWAT, served a search warrant on August 6th. Property owned by a local business was recovered, worth several thousands of dollars.

Pictured clockwise: Sgt. Matt Swanson, Officer Kate Wilson, Detectives Jesse Unck and Jeff Miller, CSO Julie Fanger.



August 15 was the City's Block Party. One talented artist nearly ensnared Officer John Wildhaber while he was on patrol.

National Night Out, August 7, was a great opportunity for us to connect with neighborhoods in Wilsonville and help create safer communities. We met many folks, including former NFL player, Art Davis.

Pictured top to bottom: Officer John Wildhaber at the Block Party; Asst. City Manager, Jeanna Troha, Chief Rob Wurpes, and Officer David Fooladjoush with Springs personnel; Art Davis, Detective Corey Alexander; Officer Ben Toops and kids



Wilsonville August 2019



City of Wilsonville Police Department

30000 SW Town Center Loop E
Wilsonville, OR 97070

In Partnership with

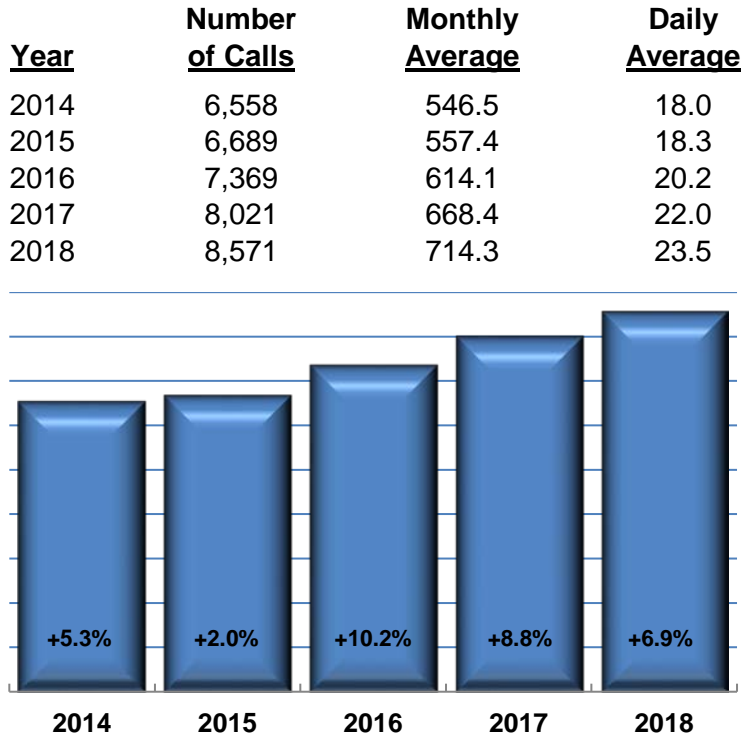


**Clackamas County
Sheriff's Office**

Monthly Summary

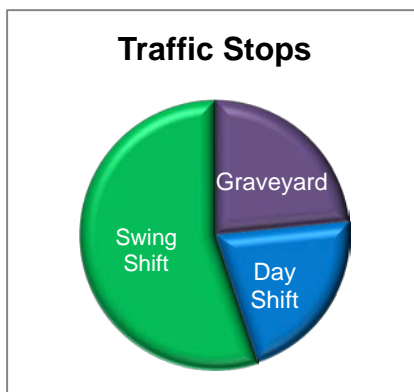
During August 2019, the Clackamas County Sheriff's Office provided law enforcement service to the City of Wilsonville on a 24 hour a day basis. During this time deputies assigned to Wilsonville responded to 666 calls for service, which was an average of 21.5 calls a day.

Below is a chart showing the number of calls for service in the City during the last 5 years.



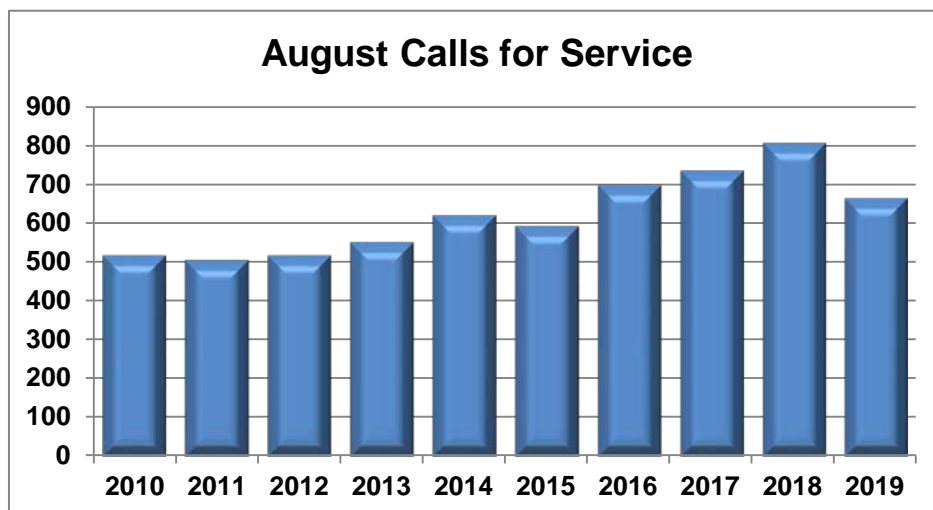
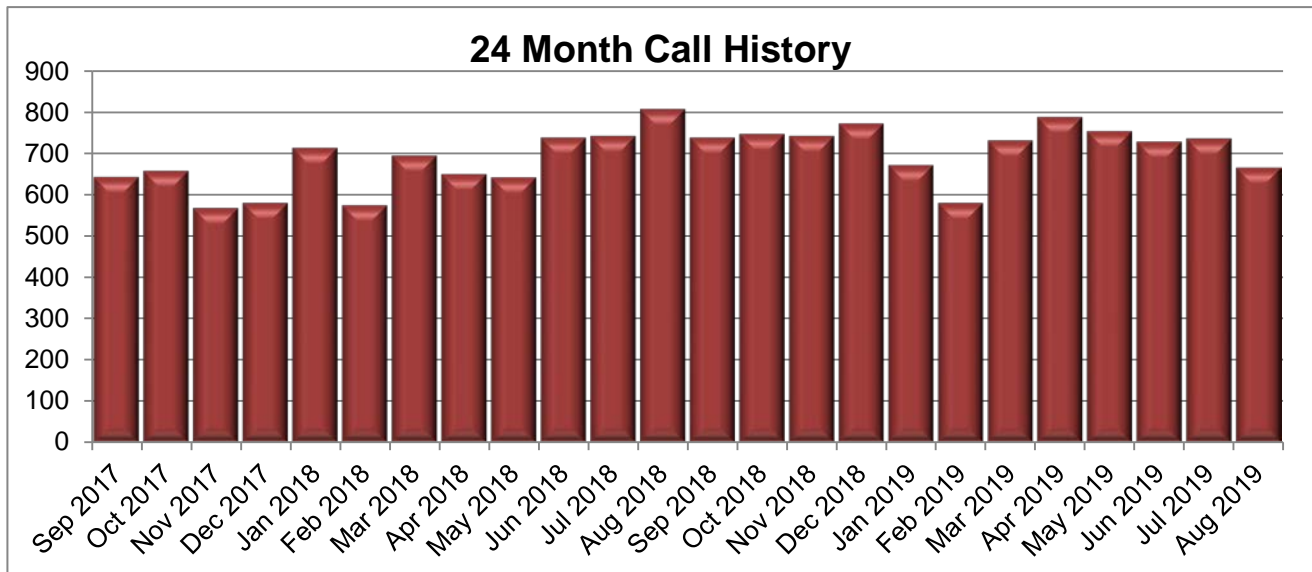
An overall look at the shift activity shows the following percentages of calls taken, traffic stops made and reports written for August.

	<u>Percentage of Calls Taken</u>	<u>Percentage of Traffic Stops</u>	<u>Percentage of Reports Written</u>
Graveyard	21.2%	23.4%	13.3%
Day Shift	35.1%	21.5%	42.4%
Swing Shift	43.7%	55.1%	44.2%



Calls for Service

Number of Calls Per Shift	August 2019	August 2018	Monthly Average 2018
Graveyard (2100-0700)	141	146	139.6
Day Shift (0700-1700)	234	350	336.3
Swing Shift (1100-0300)	291	312	238.4
Monthly Total	666	808	714.3
Daily Average	21.5	26.1	23.5



Types of Calls

This chart shows the types of calls for service during the month. These calls do not reflect actual criminal activity. In some cases the call was dispatched as a particular type of incident, but it was later determined to be of a different nature.

Type of Call	August 2019	August 2018	2018 Monthly Avg.
Alarm	61	73	67.4
Assist Public	50	53	48.7
Parking Complaint	40	66	49.8
Traffic Crash	33	37	32.8
Welfare Check	33	40	32.8
Suspicious Person	32	47	34.7
Theft	29	47	53.3
Suspicious Vehicle	28	22	20.8
Traffic Complaint	28	38	34.3
Unwanted / Trespass	27	31	19.8
Juvenile Problem	25	17	17.9
Assist Agency	24	46	34.3
Domestic Disturbance	23	1	27.0
Suspicious Circumstances	22	23	16.1
Threat / Harassment	22	35	25.8
Fraud	18	8	17.7
Noise Complaint	17	10	8.9
Animal Complaint	13	10	10.5
Criminal Mischief	13	1	9.8
Property Investigation	12	29	17.8
Hazard	11	24	9.5
Disturbance	9	33	8.1
Open Door / Window	9	4	3.6
Unknown / Incomplete	9	4	8.1
Assault	8	8	4.6
Fire Services	8	7	10.8
Suicide Attempt / Threat	8	8	10.4
Abandoned Vehicle	6	2	4.5
Burglary	4	13	5.3
Runaway	4		2.8
Death Investigation	3	11	1.7
Extra Patrol Request	3	16	2.3
Stolen Vehicle	3	7	6.3
Vice Complaint	3	3	5.3
Behavioral Health Incident	2	1	9.8
Promiscuous Shooting	2	4	1.1
Sex Crimes	2		2.2
Minor in Possession	1	1	0.9
Missing Person	1	6	3.3
Provide Information	1		3.8
Prowler	1		0.6
Recovered Stolen Vehicle	1	1	1.7
Robbery			1.2
Shooting			0.3
Viol. Restraining Order		3	2.6
Other	17	18	24.0
Total Calls:	666	808	714.3

Median Response Times to Dispatched Calls

	All Calls	Priority 1 & 2 Calls
Input to Dispatch (Time call was on hold)	1:15 Minutes	0:45 Minutes
Dispatch to Arrival (Time it took the deputy to arrive after being dispatched)	5:43 Minutes	5:22 Minutes

Other / Self-Initiated Activity

Type of Call	August 2019	August 2018	2018 Monthly Avg.
Traffic Stop	324	308	387.2
Suspicious Veh. Stop	102	46	70.3
Follow-Up Contact	74	88	95.5
Premise Check	58	12	20.7
Subject Stop	53	22	30.5
Detail	28	15	14.8
Warrant Service	16	11	9.3
Community Contact**	4		N/A
Suspect Contact	4	1	3.8
Traffic Detail**	1		N/A
Court			0.9
Foot Patrol			0.5
Meeting			1.2
Training			3.3
Total Calls:	664	503	637.9

*CCOM switched to a new dispatch CAD system on 03/13/18. The new system does not capture these call types.

** New call type

Reports Written

During August, 165 reports were written. 13.3% were written by the graveyard shift, 42.4% by the dayshift units and 44.2% were written by the swing shift units.

Type of Report	August 2019	August 2018	2018 Monthly Avg.
Theft	20	32	40.8
Traffic Crash	13	13	12.6
Criminal Mischief	7	11	8.1
Burglary	3	6	5.6
Drug Crimes	3	4	4.3
Stolen Vehicle	2	4	4.2
Assault	2	1	3.0
Identity Theft		4	3.3
Other Reports	115	87	90.6
Total Calls:	165	162	172.5

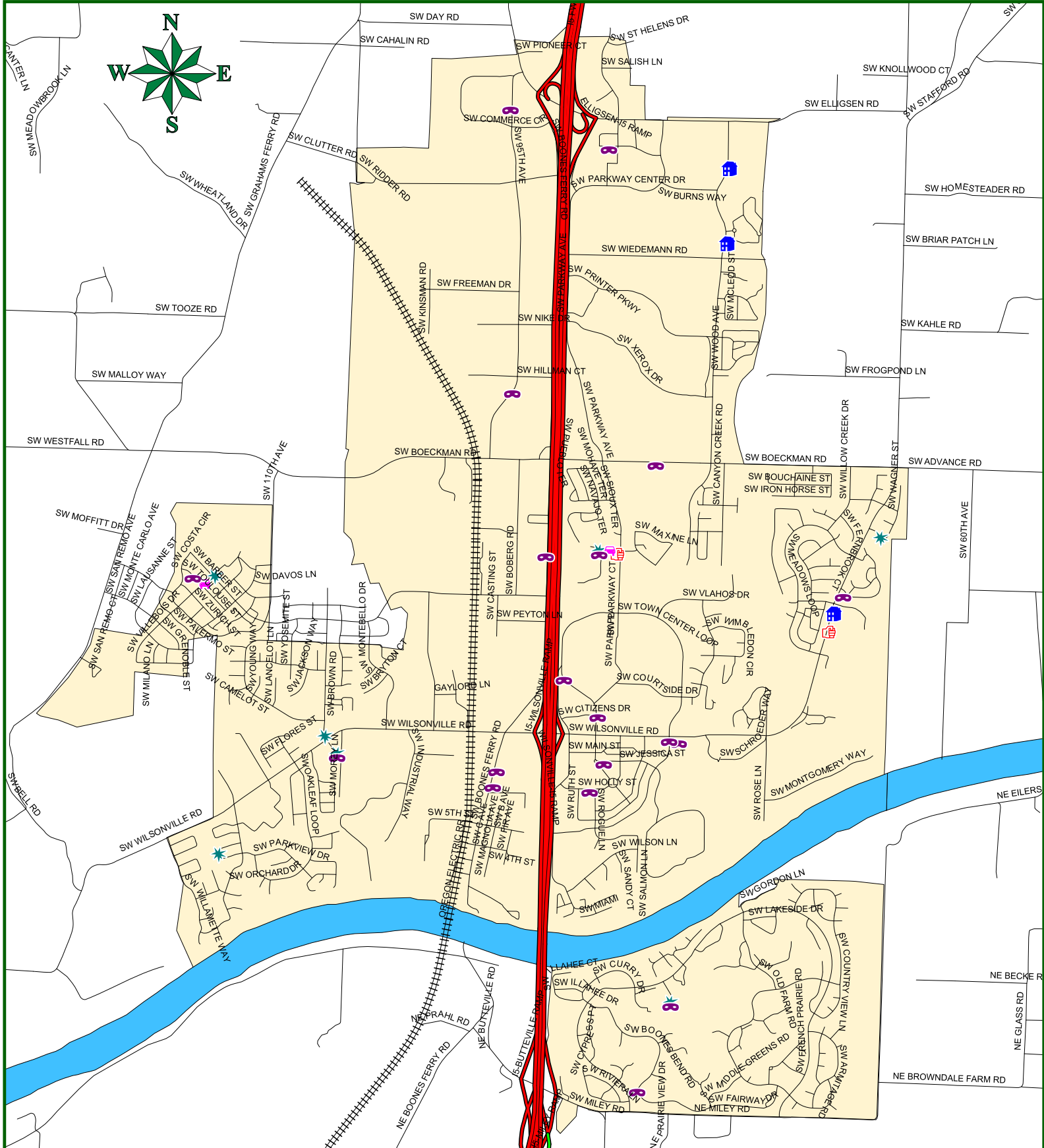
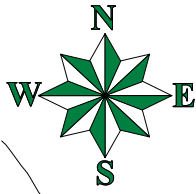
Shift Totals	August 2019	August 2018	2018 Monthly Avg.
Graveyard	22	25	25.1
Day Shift	70	92	89.5
Swing Shift	73	45	57.9



Wilsonville August 2019



- Assault
- Burglary
- Criminal Mischief
- Stolen Vehicle
- Theft

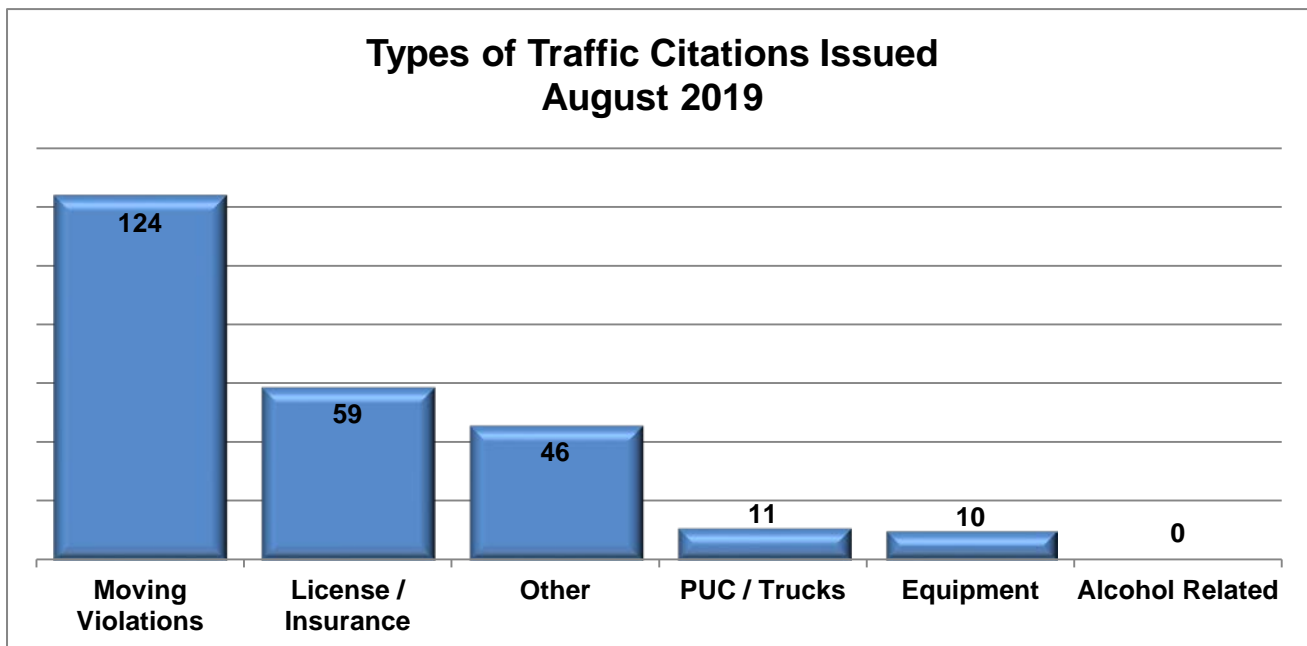
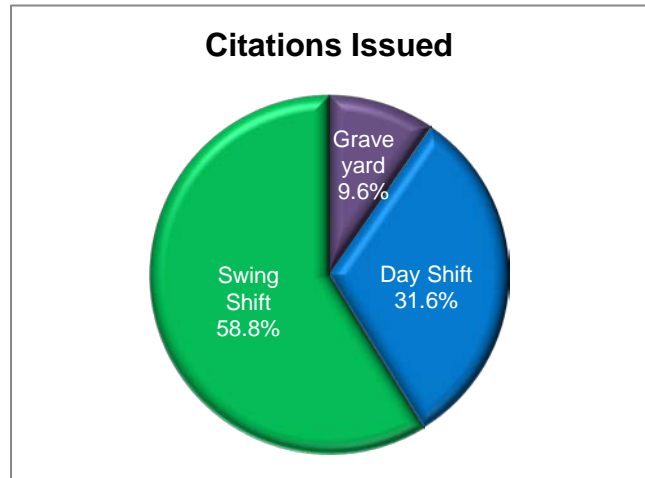
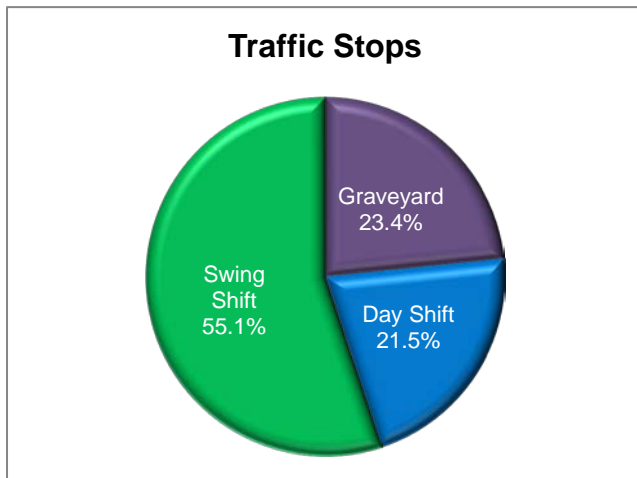


Traffic

During August 2019, 325 traffic stops were made in the City and 250 traffic citations were issued. Included in these totals are 157 traffic stops (48.3%) and 208 (83.2%) citations issued by the traffic deputies.

There were 4 arrests for Driving Under the Influence of Intoxicants (DUII).

Shift	Traffic Stops	Citations Issued
Graveyard	76	24
Day Shift	70	79
Swing Shift	179	147
Total:	325	250





Wilsonville Traffic Crashes August 2019

