

# City of Wilsonville Police

VOLUME 2 | ISSUE 2 | PUBLISHED MARCH 5, 2019 | **February 2019**



- 1) During the early hours of February 4, 2019, Officers Cory Hogg and Kate Spalinger responded to a single vehicle crash. A 2001 maroon Mercedes was located in brush up an embankment and wedged between two trees. Its driver was transported to OHSU.
- 2) On February 23, 2019, we officially welcomed back Sgt. Matt Swanson to the City. He is our second shift Sergeant.
- 3) **Heads up!** We expect to make a temporary move Apr-1-2019 to the Parks & Recreation building. The space we now share with Public Works is slated for a seismic retrofit. Parks & Recreation is located at 29600 Park Place Court. Our phone numbers will stay the same.



## Highlights



**Temporary Police Location  
Beginning April 2019  
29600 Park Place Court  
503-682-1012**

# Wilsonville

## February 2019



### City of Wilsonville Police Department

30000 SW Town Center Loop E  
Wilsonville, OR 97070

In Partnership with

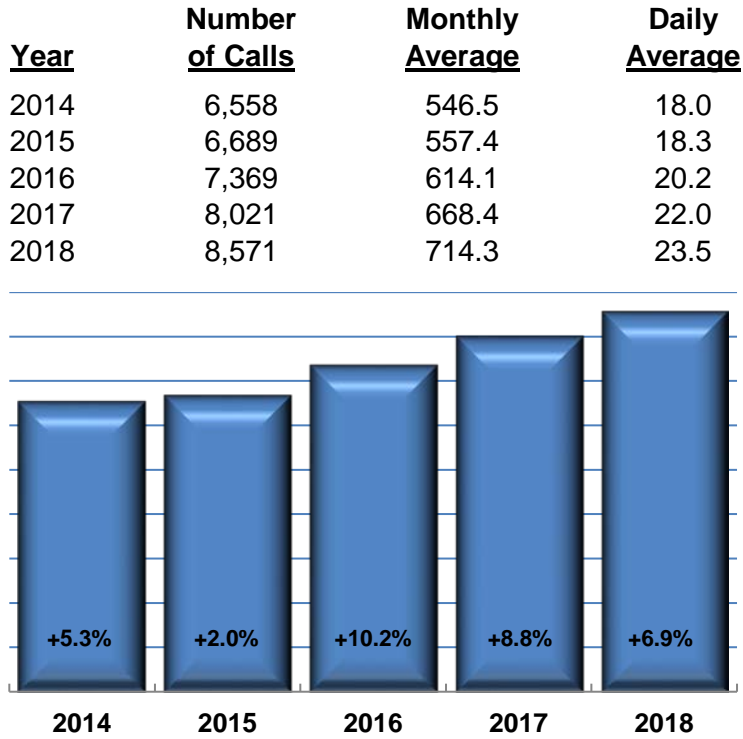


**Clackamas County  
Sheriff's Office**

## Monthly Summary

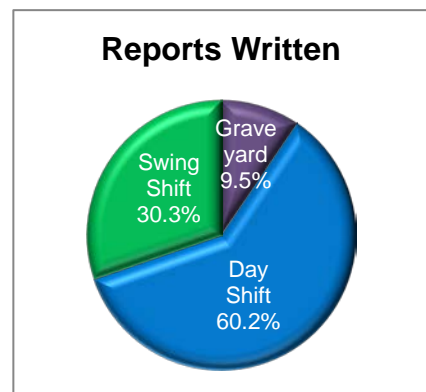
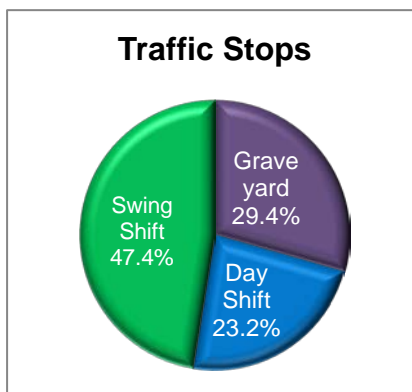
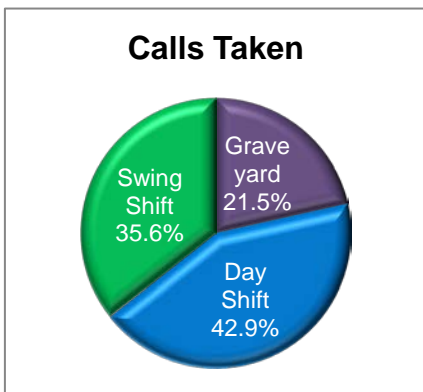
During February 2019, the Clackamas County Sheriff's Office provided law enforcement service to the City of Wilsonville on a 24 hour a day basis. During this time deputies assigned to Wilsonville responded to 581 calls for service, which was an average of 20.8 calls a day.

Below is a chart showing the number of calls for service in the City during the last 5 years.



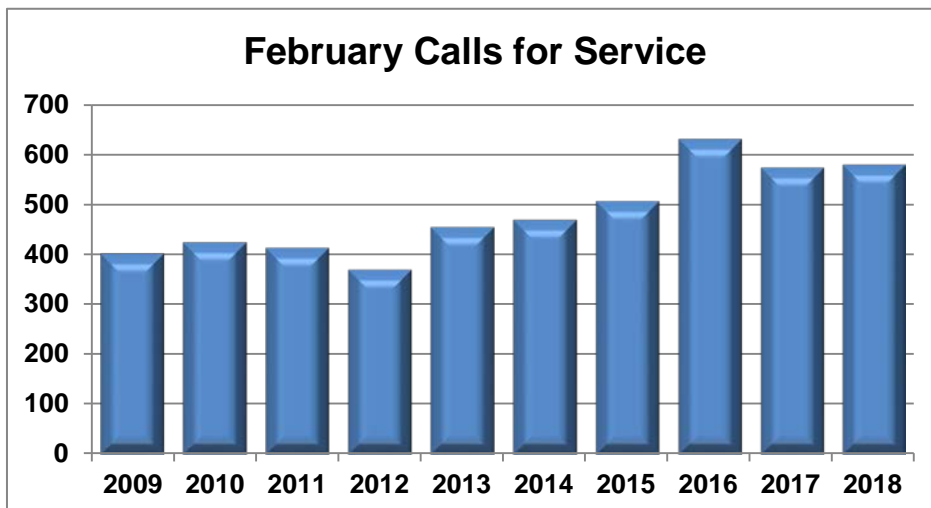
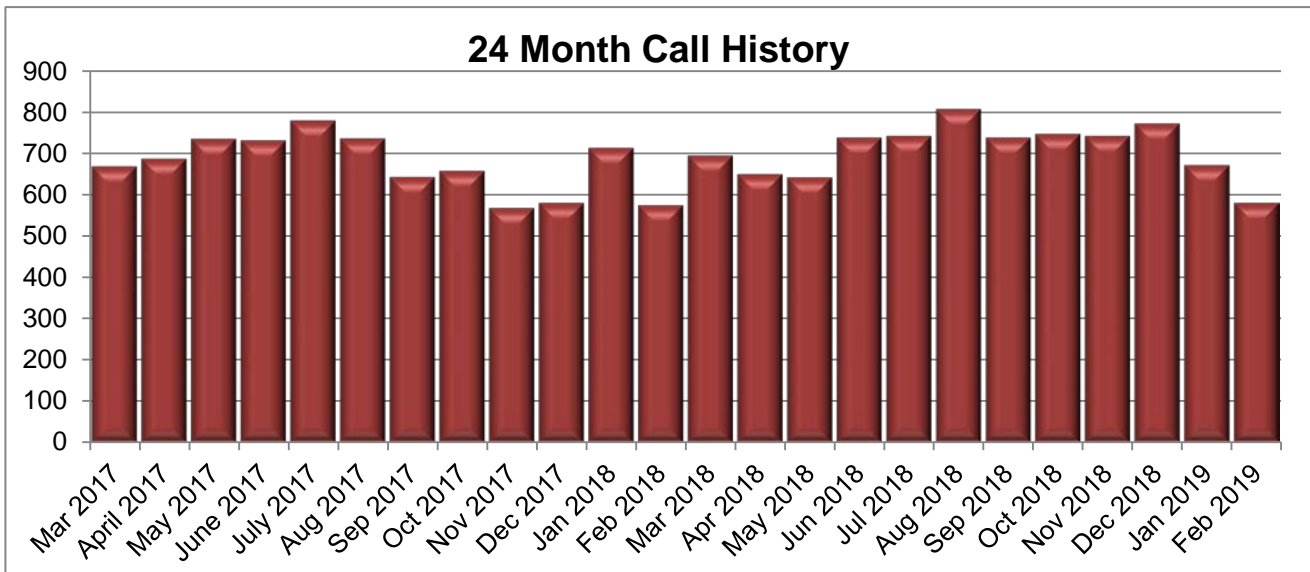
An overall look at the shift activity shows the following percentages of calls taken, traffic stops made and reports written for February.

	<u>Percentage of Calls Taken</u>	<u>Percentage of Traffic Stops</u>	<u>Percentage of Reports Written</u>
Graveyard	21.5%	29.4%	9.5%
Day Shift	42.9%	23.2%	60.2%
Swing Shift	35.6%	47.4%	30.3%



## Calls for Service

Number of Calls Per Shift	February 2019	February 2018	Monthly Average 2017
<b>Graveyard (2100-0700)</b>	125	106	139.6
<b>Day Shift (0700-1700)</b>	249	298	336.3
<b>Swing Shift (1100-0300)</b>	207	171	238.4
<b>Monthly Total</b>	<b>581</b>	<b>575</b>	<b>714.3</b>
<b>Daily Average</b>	20.8	20.5	23.5



## Types of Calls

This chart shows the types of calls for service during the month. These calls do not reflect actual criminal activity. In some cases the call was dispatched as a particular type of incident, but it was later determined to be of a different nature.

Type of Call	February 2019	February 2018	2018 Monthly Avg.
Alarm	63	58	67.4
Theft	59	45	53.3
Assist Public	34	33	48.7
Welfare Check	31	27	32.8
Parking Complaint	30	37	49.8
Assist Agency	26	46	34.3
Traffic Crash	25	25	32.8
Provide Information	23	13	3.8
Domestic Disturbance	20	18	27.0
Threat / Harassment	18	17	25.8
Suspicious Person	16	28	34.7
Suspicious Vehicle	16	21	20.8
Traffic Complaint	16	27	34.3
Fraud	15	15	17.7
Hazard	13	7	9.5
Behavioral Health Incident	12	11	9.8
Open Door / Window	12	1	3.6
Suspicious Circumstances	12	7	16.1
Criminal Mischief	11	10	9.8
Property Investigation	11	16	17.8
Suicide Attempt / Threat	11	16	10.4
Noise Complaint	10	4	8.9
Unwanted / Trespass	9	14	19.8
Disturbance	8	8	8.1
Vice Complaint	8	4	5.3
Missing Person	7	2	3.3
Animal Complaint	6	7	10.5
Fire Services	6	7	10.8
Juvenile Problem	6	10	17.9
Stolen Vehicle	6	4	6.3
Unknown / Incomplete	6	8	8.1
Assault	5	4	4.6
Burglary	5	4	5.3
Sex Crimes	4	1	2.2
Viol. Restraining Order	3	1	2.6
Runaway	2	1	2.8
Abandoned Vehicle	1	4	4.5
Extra Patrol Request	1	2	2.3
Minor in Possession	1	1	0.9
Promiscuous Shooting	1	1	1.1
Recovered Stolen Vehicle	1	2	1.7
Robbery	1	2	1.2
Shooting	1		0.3
Death Investigation			1.7
Prowler		1	0.6
Other	9	5	24.0
<b>Total Calls:</b>	<b>581</b>	<b>575</b>	<b>714.3</b>

## Median Response Times to Dispatched Calls

	All Calls	Priority 1 & 2 Calls
<b>Input to Dispatch</b> (Time call was on hold)	1:13 Minutes	0:46 Minutes
<b>Dispatch to Arrival</b> (Time it took the deputy to arrive after being dispatched)	5:31 Minutes	5:49 Minutes

## Other / Self-Initiated Activity

Type of Call	February 2019	February 2018	2018 Monthly Avg.
<b>Traffic Stop</b>	323	206	387.2
<b>Follow-Up Contact</b>	103	120	95.5
<b>Suspicious Veh. Stop</b>	92	56	70.3
<b>Premise Check</b>	24	21	20.7
<b>Subject Stop</b>	17	13	30.5
<b>Warrant Service</b>	14	8	9.3
<b>Detail</b>	8	20	14.8
<b>Suspect Contact</b>	6	4	3.8
<b>Traffic Detail**</b>	4		N/A
<b>Court</b>		3	0.9
<b>Foot Patrol</b>		1	0.5
<b>Meeting</b>		2	1.2
<b>Training</b>		17	3.3
<b>Total Calls:</b>	<b>591</b>	<b>471</b>	<b>637.9</b>

\*CCOM switched to a new dispatch CAD system on 03/13/18. The new system does not capture these call types.

\*\* New call type

## Reports Written

During February, 201 reports were written. 9.5% were written by the graveyard shift, 60.2% by the dayshift units and 30.3% were written by the swing shift units.

Type of Report	February 2019
Theft	43
Traffic Crash	7
Stolen Vehicle	7
Burglary	6
Drug Crimes	6
Criminal Mischief	5
Assault	1
Identity Theft	1
Other Reports	125
<b>Total Calls:</b>	<b>201</b>

February 2018	2018 Monthly Avg.
36	40.8
6	12.6
3	4.2
4	5.6
3	4.3
6	8.1
2	3.0
2	3.3
141	90.6
<b>203</b>	<b>172.5</b>

Shift Totals	February 2019
Graveyard	19
Day Shift	121
Swing Shift	61

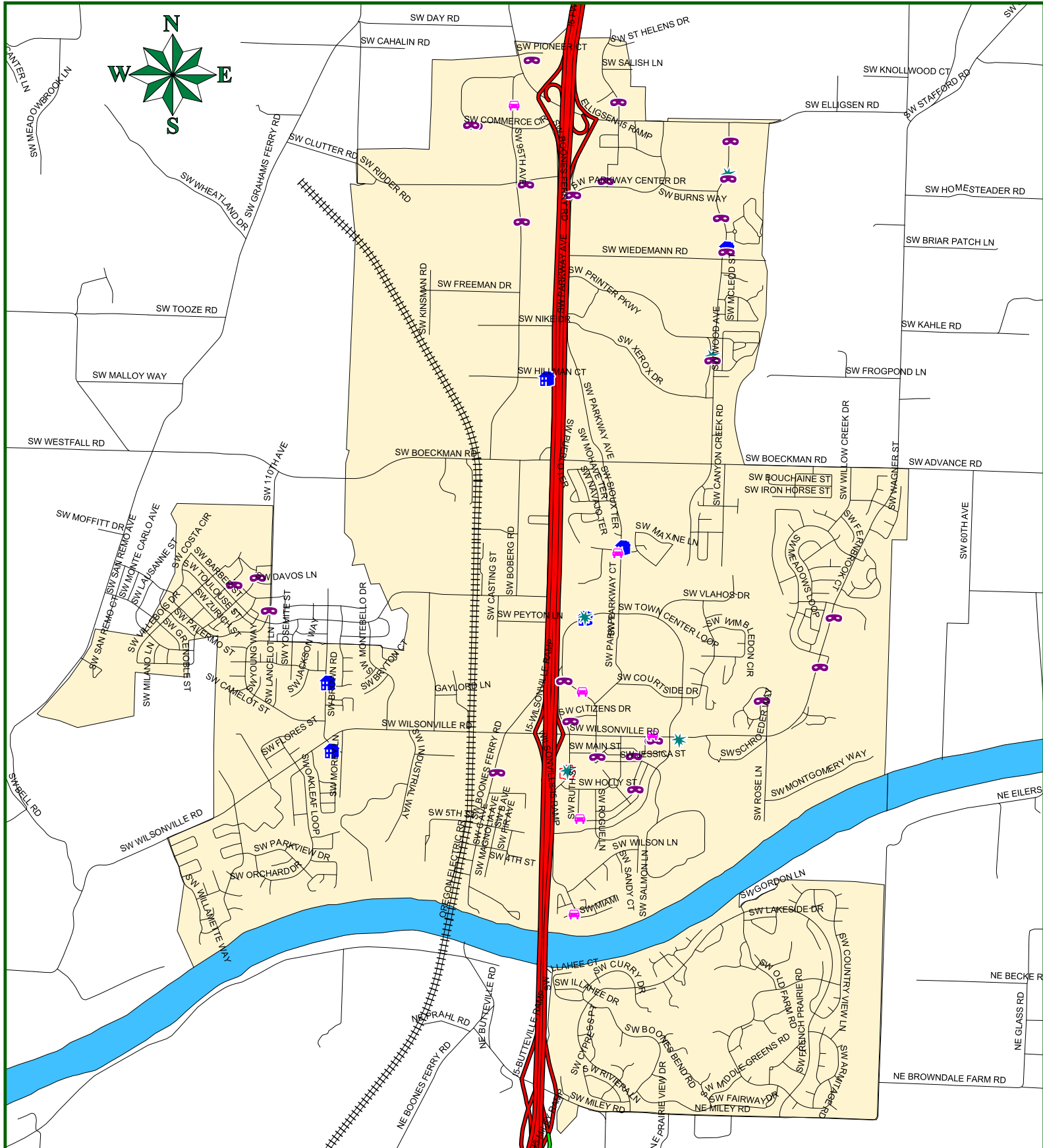
February 2018	2018 Monthly Avg.
24	25.1
107	89.5
72	57.9



# Wilsonville February 2019



- Assault
- Burglary
- Criminal Mischief
- Stolen Vehicle
- Theft





## Traffic

During February 2019, 323 traffic stops were made in the City and 193 traffic citations were issued. Included in these totals are 135 traffic stops (41.8%) and 173 (89.6%) citations issued by the traffic deputies.

There were 2 arrests for Driving Under the Influence of Intoxicants (DUII).

Shift	Traffic Stops	Citations Issued
<b>Graveyard</b>	95	6
<b>Day Shift</b>	75	79
<b>Swing Shift</b>	153	108
<b>Total:</b>	<b>323</b>	<b>193</b>

