

MONTHLY NEWS

City of Wilsonville Police

VOLUME 1 | ISSUE 2 | PUBLISHED JULY 2, 2018 | **June 2018**



The beginning of summer is upon us. As it gets hotter we typically see an increase in calls. Here are some highlights from June:

- Officers, working with a witness citizen, were able to catch a porch package thief. Always a great deal to get someone their packages back!
- Officers responded to an unattended backpack near the front doors of the Citizen's Drive Starbucks location. To err on the side of caution, an x-ray machine was used to examine its contents. We learned it was not a hazard. (2)
- Officer Julie Fanger assisted with scam prevention classes teaching seniors about what to look out for in a digital environment. An excellent resource for those interested in keeping up on what types are circulating is the Federal Trade Commission's site: FTC.gov.

Nice work such as that, when it comes to the welfare of the kids, is greatly appreciated.

Positive Feedback!

I wanted to pass along my thanks...I appreciate my concern was taken seriously.



- Officer Toops coordinated a crosswalk enforcement detail bringing in other county officers to assist. More than 30 citations were issued to drivers for crosswalk violations. (3)
- We assisted in coordinating a drug drop and shredding event in Charbonneau.
- Officer Ethington was recently trained to become a field training officer. He currently has a trainee assigned to him learning the art of police work in the City.
- Officers Toops and Van Wormer coordinated a traffic speed enforcement detail in Villebois with focus on SW Barber.
- Sergeant Ajir, and Officers Jensen and Anderson were commended for their handling of a call involving two young kids that'd been left alone, three and five-year-olds. (1)



Wilsonville June 2018



City of Wilsonville Police Department

30000 SW Town Center Loop E
Wilsonville, OR 97070

In Partnership with

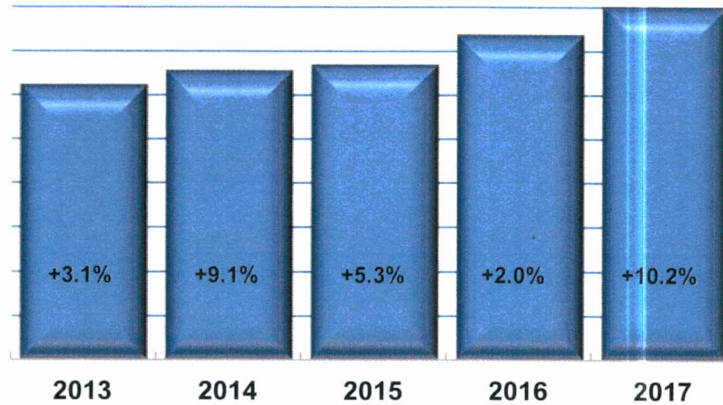


Monthly Summary

During June 2018, the Clackamas County Sheriff's Office provided law enforcement service to the City of Wilsonville on a 24 hour a day basis. During this time deputies assigned to Wilsonville responded to 653 calls for service, which was an average of 21.8 calls a day.

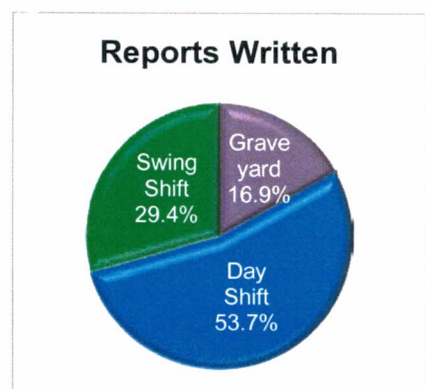
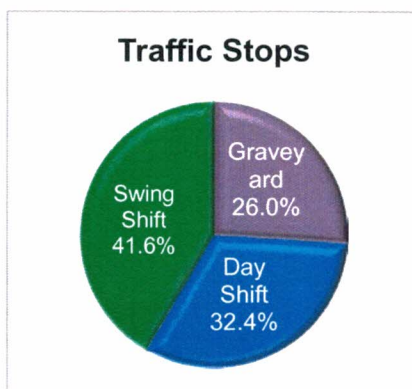

Below is a chart showing the number of calls for service in the City during the last 5 years.

<u>Year</u>	<u>Number of Calls</u>	<u>Monthly Average</u>	<u>Daily Average</u>
2013	6,230	519.2	17.1
2014	6,558	546.5	18.0
2015	6,689	557.4	18.3
2016	7,369	614.1	20.2
2017	8,021	668.4	22.0



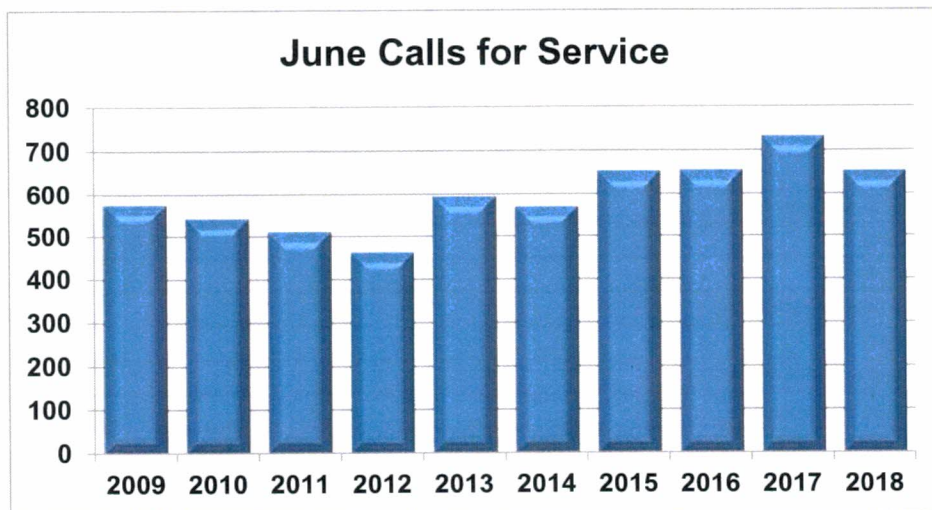
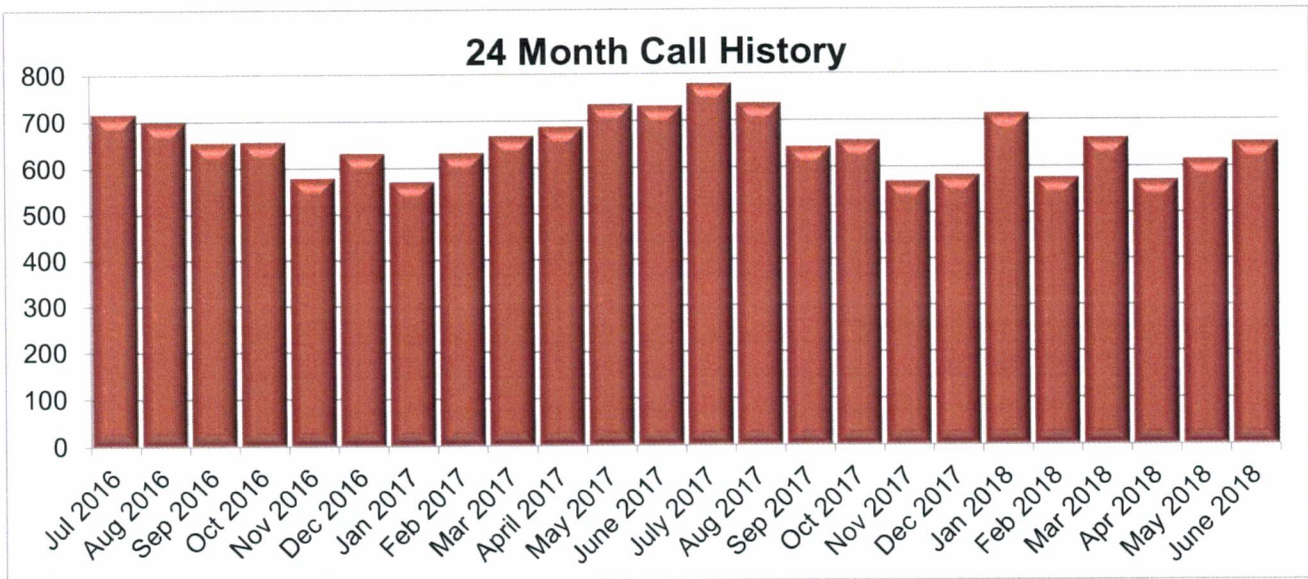
An overall look at the shift activity shows the following percentages of calls taken, traffic stops made and reports written for June.

	<u>Percentage of Calls Taken</u>	<u>Percentage of Traffic Stops</u>	<u>Percentage of Reports Written</u>
Graveyard	15.0%	26.0%	16.9%
Day Shift	37.4%	32.4%	53.8%
Swing Shift	47.6%	41.6%	29.4%



Calls for Service

Number of Calls Per Shift	June 2018	June 2017	Monthly Average 2017
Graveyard (2100-0700)	98	142	131.4
Day Shift (0700-1700)	244	341	320.3
Swing Shift (1100-0300)	311	249	216.7
Monthly Total	653	732	668.4
Daily Average	21.8	24.4	22.0



Types of Calls

This chart shows the types of calls for service during the month. These calls do not reflect actual criminal activity. In some cases the call was dispatched as a particular type of incident, but it was later determined to be of a different nature.

Type of Call	June 2018	June 2017	2017 Monthly Avg.
Alarm	65	66	66.8
Parking Complaint	62	74	51.6
Assist Public	47	48	42.8
Theft	33	38	42.0
Disturbance	32	37	34.5
Animal Complaint	31	22	12.4
Juvenile Problem	31	24	17.0
Traffic Complaint	30	33	35.0
Suspicious Person	28	49	33.2
Threat / Harassment	23	15	20.0
Welfare Check	23	28	27.9
Other	24	8	11.2
Traffic Crash	19	32	27.8
Property Investigation	17	17	16.2
Unwanted / Trespass	17	28	20.5
Assist Agency	16	37	30.5
Suicide Attempt / Threat	15	6	8.2
Suspicious Vehicle	15	19	16.2
Hazard	14	8	10.3
Fire Services	12	13	9.7
Suspicious Circumstances	11	15	13.8
Criminal Mischief	10	14	12.1
Fraud	9	10	18.6
Mental	9	7	6.1
Noise Complaint	8	8	7.7
Stolen Vehicle	7	4	5.7
Viol. Restraining Order	6		2.3
Abandoned Vehicle	5	2	3.5
Unknown / Incomplete	5	7	9.0
Assault	4	5	5.3
Extra Patrol Request	4	1	2.1
Vice Complaint	4	13	8.7
Open Door / Window	3	1	1.2
Sex Crimes	3	5	2.7
Burglary	2	5	5.0
Death Investigation	2	1	1.8
Robbery	2	1	0.8
Runaway	2	11	5.3
Promiscuous Shooting	1		1.1
Prowler	1		0.5
Recovered Stolen Vehicle	1	2	1.9
Minor in Possession		3	1.9
Missing Person		1	3.9
Provide Information		14	13.5
Shooting			0.1
Total Calls:	653	732	668.4

Other / Self-Initiated Activity

Type of Call	June 2018	June 2017	2017 Monthly Avg.
Traffic Stop	488	313	339.8
Follow-Up Contact	96	89	92.3
Suspicious Veh. Stop	79	26	53.4
Subject Stop	25	22	28.2
Premise Check	23	8	8.8
Warrant Service	15	3	7.7
Suspect Contact	4	6	4.6
Detail	3	36	32.7
Court		9	4.8
Foot Patrol		8	4.2
Meeting		12	10.6
Training		15	15.5
Total Calls:	733	547	602.6

Reports Written

During June, 160 reports were written. 16.9% were written by the graveyard shift, 53.8% by the dayshift units and 29.4% were written by the swing shift units.

Type of Report	June 2018	June 2017	2017 Monthly Avg.
Theft	32	25	31.1
Criminal Mischief	16	9	9.0
Traffic Crash	6	13	10.9
Identity Theft	4	1	2.5
Stolen Vehicle	3	3	3.6
Burglary	2	3	3.2
Assault	2	6	4.9
Drug Crimes	1	8	6.3
Other Reports	94	101	114.4
Total Calls:	160	169	185.9

Shift Totals	June 2018	June 2017	2017 Monthly Avg.
Graveyard	27	36	38.2
Day Shift	86	80	86.0
Swing Shift	47	53	61.7

Traffic

During June 2018, 488 traffic stops were made in the City and 398 traffic citations were issued. Included in these totals are 268 traffic stops (54.9%) and 346 (86.5%) citations issued by the traffic deputies.

There were 7 arrests for Driving Under the Influence of Intoxicants (DUII).

Shift	Traffic Stops	Citations Issued
Graveyard	127	45
Day Shift	158	135
Swing Shift	203	220
Total:	488	400

