

Wilsonville

February 2018



City of Wilsonville Police Department

30000 SW Town Center Loop E
Wilsonville, OR 97070

In Partnership with



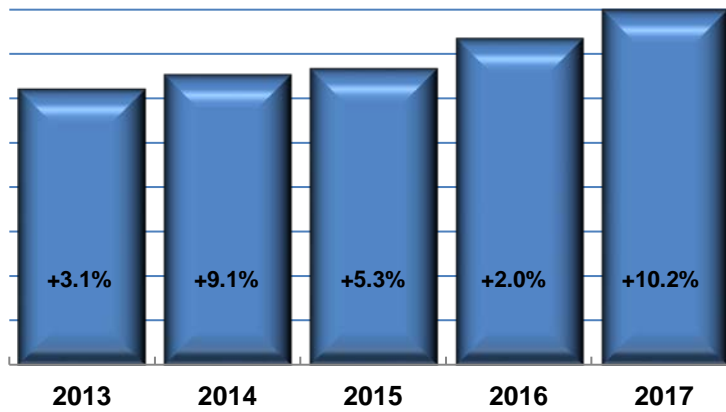
**Clackamas County
Sheriff's Office**

Monthly Summary

During February 2018, the Clackamas County Sheriff's Office provided law enforcement service to the City of Wilsonville on a 24 hour a day basis. During this time deputies assigned to Wilsonville responded to 575 calls for service, which was an average of 19.8 calls a day.

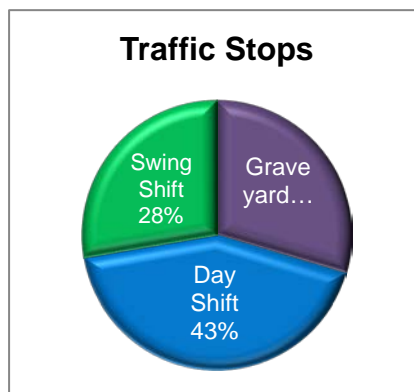
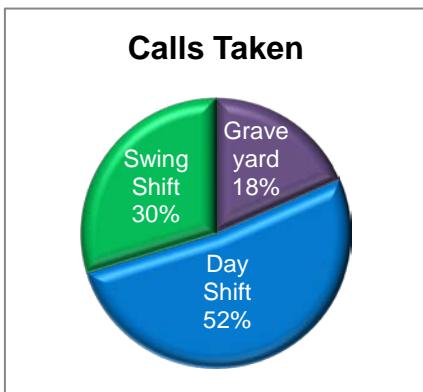
Below is a chart showing the number of calls for service in the City during the last 5 years.

<u>Year</u>	<u>Number of Calls</u>	<u>Monthly Average</u>	<u>Daily Average</u>
2013	6,230	519.2	17.1
2014	6,558	546.5	18.0
2015	6,689	557.4	18.3
2016	7,369	614.1	20.2
2017	8,021	668.4	22.0



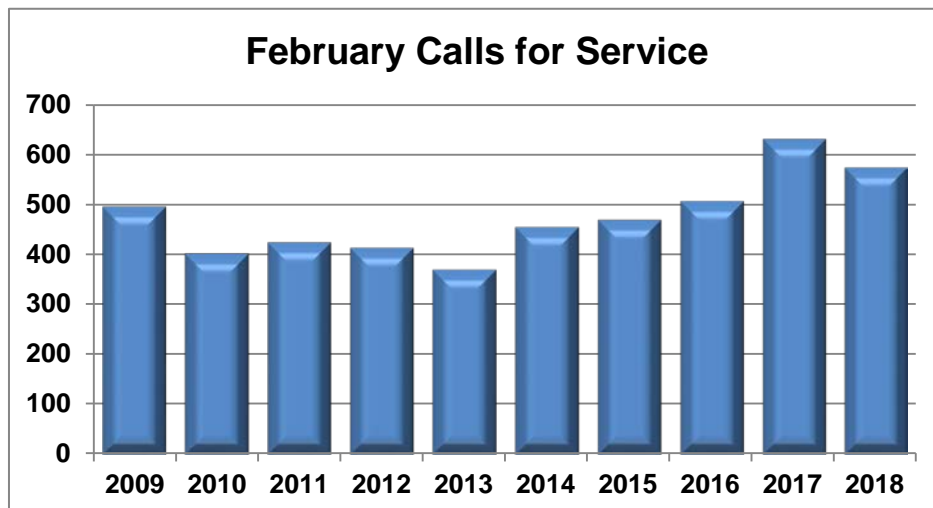
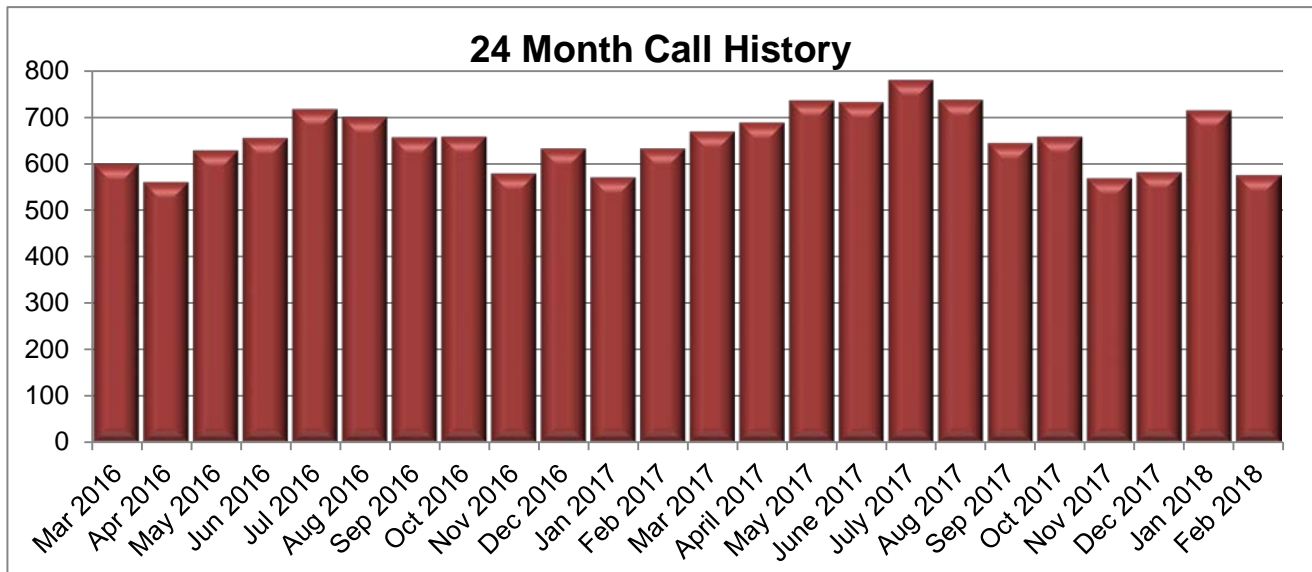
An overall look at the shift activity shows the following percentages of calls taken, traffic stops made and reports written for February.

	<u>Percentage of Calls Taken</u>	<u>Percentage of Traffic Stops</u>	<u>Percentage of Reports Written</u>
Graveyard	18.4%	29.6%	12.7%
Day Shift	51.8%	42.7%	51.9%
Swing Shift	29.7%	27.7%	35.4%



Calls for Service

Number of Calls Per Shift	February 2018	February 2017	Monthly Average 2017
Graveyard (2100-0700)	106	125	131.4
Day Shift (0700-1700)	298	308	320.3
Swing Shift (1100-0300)	171	199	216.7
Monthly Total	575	632	668.4
Daily Average	19.8	21.8	22.0



Types of Calls

This chart shows the types of calls for service during the month. These calls do not reflect actual criminal activity. In some cases the call was dispatched as a particular type of incident, but it was later determined to be of a different nature.

Type of Call	February 2018	February 2017	2017 Monthly Avg.
Alarm	58	54	66.8
Assist Agency	46	40	30.5
Theft	45	30	42.0
Parking Complaint	37	55	51.6
Assist Public	33	49	42.8
Suspicious Person	28	26	33.2
Traffic Complaint	27	45	35.0
Welfare Check	27	36	27.9
Disturbance	26	40	34.5
Traffic Crash	25	23	27.8
Suspicious Vehicle	21	11	16.2
Threat / Harassment	17	13	20.0
Property Investigation	16	12	16.2
Suicide Attempt / Threat	16	14	8.2
Fraud	15	19	18.6
Unwanted / Trespass	14	19	20.5
Provide Information	13	10	13.5
Mental	11	7	6.1
Criminal Mischief	10	7	12.1
Juvenile Problem	10	15	17.0
Unknown / Incomplete	8	13	9.0
Animal Complaint	7	6	12.4
Fire Services	7	5	9.7
Hazard	7	15	10.3
Suspicious Circumstances	7	11	13.8
Other	5	4	11.2
Abandoned Vehicle	4	1	3.5
Assault	4	3	5.3
Burglary	4	5	5.0
Noise Complaint	4	6	7.7
Stolen Vehicle	4	7	5.7
Vice Complaint	4	9	8.7
Extra Patrol Request	2	3	2.1
Missing Person	2	1	3.9
Recovered Stolen Vehicle	2	5	1.9
Robbery	2	1	0.8
Minor in Possession	1	2	1.9
Open Door / Window	1	1	1.2
Promiscuous Shooting	1	1	1.1
Prowler	1	2	0.5
Runaway	1	1	5.3
Sex Crimes	1	3	2.7
Viol. Restraining Order	1		2.3
Death Investigation		2	1.8
Shooting			0.1
Total Calls:	575	632	668.4

Median Response Times to Dispatched Calls

All Dispatched Calls	February 2018	Previous 12 Month Average
Input to Dispatch (Time call was on hold)	2:54 Minutes	3:14 Minutes
Dispatch to Arrival (Time it took the deputy to arrive after being dispatched)	5:08 Minutes	5:22 Minutes

Priority 1 & 2 Calls	February 2018	Previous 12 Month Average
Input to Dispatch (Time call was on hold)	2:21 Minutes	2:33 Minutes
Dispatch to Arrival (Time it took the deputy to arrive after being dispatched)	4:41 Minutes	4:44 Minutes

Other / Self-Initiated Activity

Type of Call	February 2018	February 2017	2017 Monthly Avg.
Traffic Stop	206	352	339.8
Follow-Up Contact	120	77	92.3
Suspicious Veh. Stop	56	51	53.4
Premise Check	21	8	8.8
Detail	20	25	32.7
Training	17	18	15.5
Subject Stop	13	32	28.2
Warrant Service	8	12	7.7
Suspect Contact	4	1	4.6
Court	3	4	4.8
Meeting	2	13	10.6
Foot Patrol	1	4	4.2
Total Calls:	471	597	602.6

Reports Written

During February, 212 reports were written. 12.7% were written by the graveyard shift, 51.9% by the dayshift units and 35.4% were written by the swing shift units.

Type of Report	February 2018	February 2017	2017 Monthly Avg.
Traffic Crash	6	5	10.9
Theft	44	15	31.1
Criminal Mischief	6	7	9.0
Burglary	4	2	3.2
Stolen Vehicle	3	7	3.6
Assault	3	5	4.9
Identity Theft	2	2	2.5
Drug Crimes	3	9	6.3
Other Reports	141	130	114.4
Total Calls:	212	182	185.9

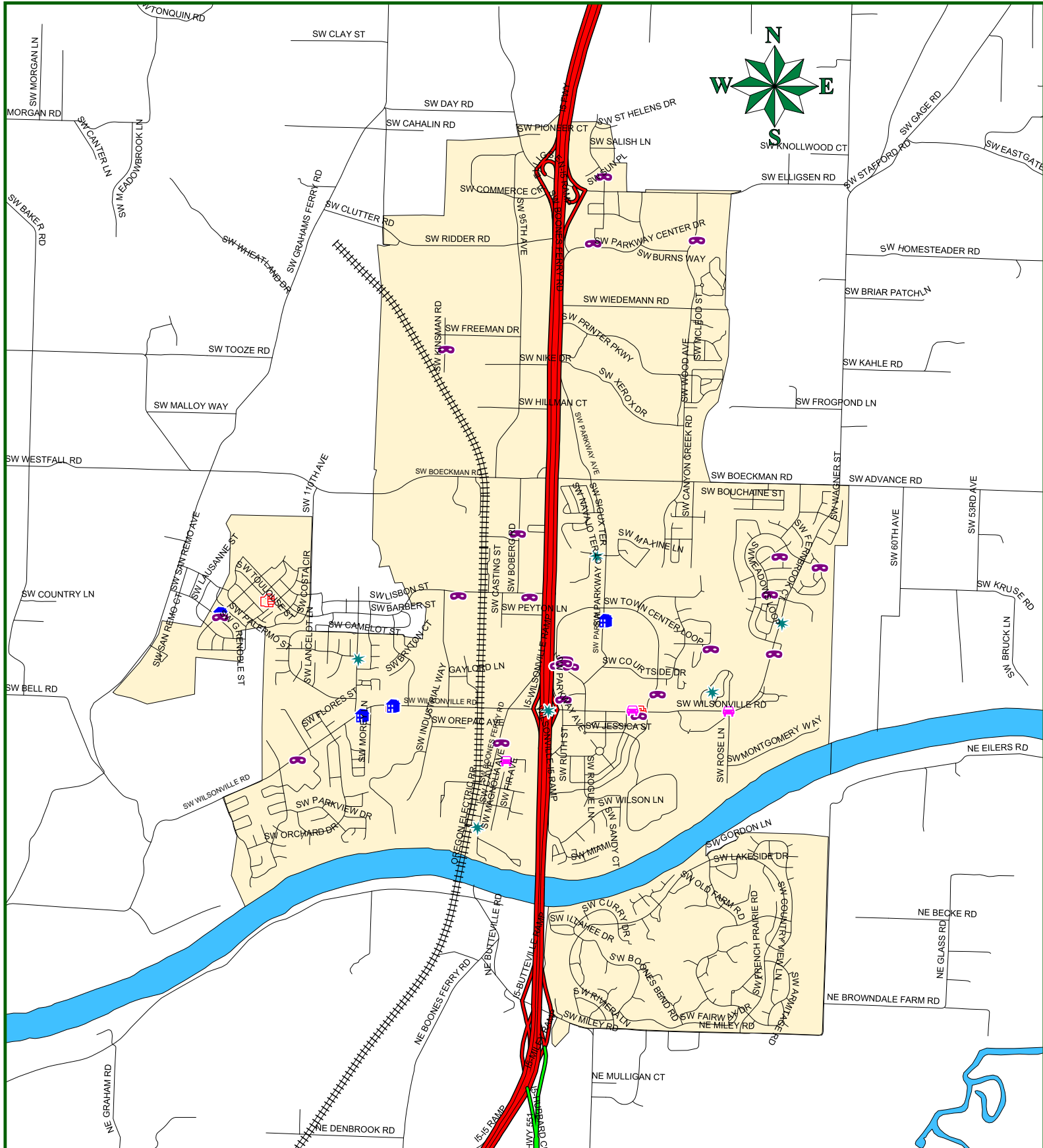
Shift Totals	February 2018	February 2017	2017 Monthly Avg.
Graveyard	27	50	38.2
Day Shift	110	70	86.0
Swing Shift	75	62	61.7



Wilsonville February 2018



- Assault
- Burglary
- Criminal Mischief
- Stolen Vehicle
- Theft



Traffic

During February 2018, 206 traffic stops were made in the City and 117 traffic citations were issued. Included in these totals are 62 traffic stops (30.1%) and 62 (53.0%) citations issued by the traffic deputies.

There were 5 arrests for Driving Under the Influence of Intoxicants (DUII).

Shift	Traffic Stops	Citations Issued
Graveyard	61	19
Day Shift	88	76
Swing Shift	57	22
Total:	206	117

