

# MONTHLY NEWS City of Wilsonville Police

VOLUME 1 | ISSUE 3 | PUBLISHED AUGUST 6, 2018 | **July 2018**

## July Highlights

- **See something. Say something.** Thanks to a local resident, we were able to make contact with and detain someone suspected of using heroin in his vehicle. (1)
- We were happy to know the City of Wilsonville was considered safe and welcoming enough for Representative Greg Walden to host House Speaker Paul Ryan at the World of Speed for a political event. (4)
- Officer Fanger helped out at the City's Wellness Fair promoting bicycle safety and helping kids decorate their helmets. (3)
- You never know what you'll see! Chief Wurpes and a McCaw he was introduced to while interacting with the public. (2)
- Wilsonville Police got to patrol from above as Officer Dolan was recently selected to become a Tactical Flight Officer (TFO). The TFO assists our pilot by running radios and the FLIR camera system, as needed. This is an on-call collateral duty to his regular assignment as our School Resource Officer (SRO). It goes without saying, FLIR is a local company—and we like our abbreviations. (5)
- Keep an eye out for our bicycle patrol officers. We've been spending time on the bikes—police equipped and marked—patrolling the City's fantastic parks, town center, old town and Villebois. (6)



# Wilsonville July 2018



## City of Wilsonville Police Department

30000 SW Town Center Loop E  
Wilsonville, OR 97070

In Partnership with



**Clackamas County  
Sheriff's Office**

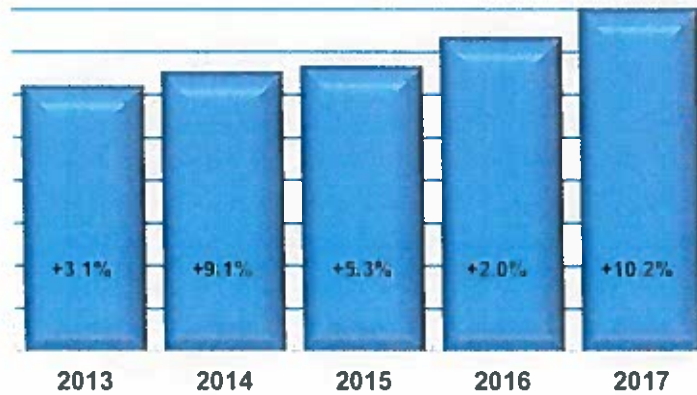


## Monthly Summary

During July 2018, the Clackamas County Sheriff's Office provided law enforcement service to the City of Wilsonville on a 24 hour a day basis. During this time deputies assigned to Wilsonville responded to 660 calls for service, which was an average of 21.3 calls a day.

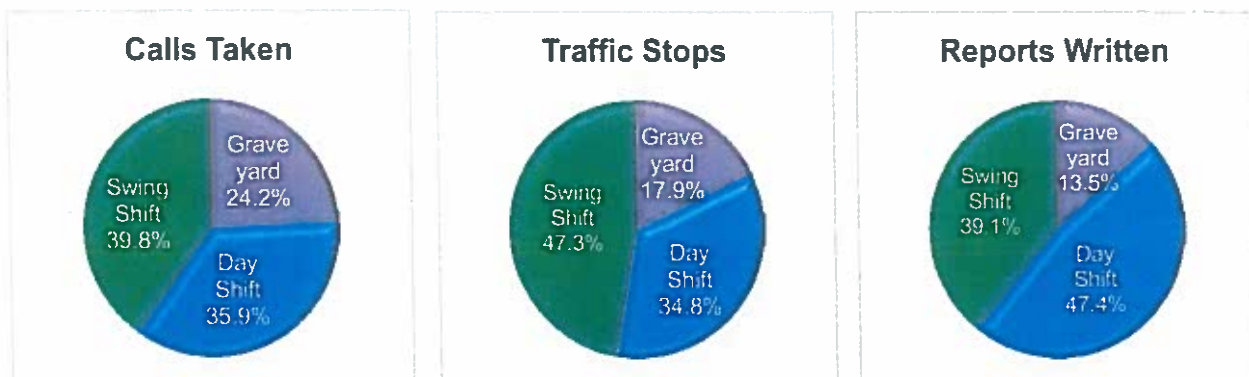
Below is a chart showing the number of calls for service in the City during the last 5 years.

| <u>Year</u> | <u>Number of Calls</u> | <u>Monthly Average</u> | <u>Daily Average</u> |
|-------------|------------------------|------------------------|----------------------|
| 2013        | 6,230                  | 519.2                  | 17.1                 |
| 2014        | 6,558                  | 546.5                  | 18.0                 |
| 2015        | 6,689                  | 557.4                  | 18.3                 |
| 2016        | 7,369                  | 614.1                  | 20.2                 |
| 2017        | 8,021                  | 668.4                  | 22.0                 |



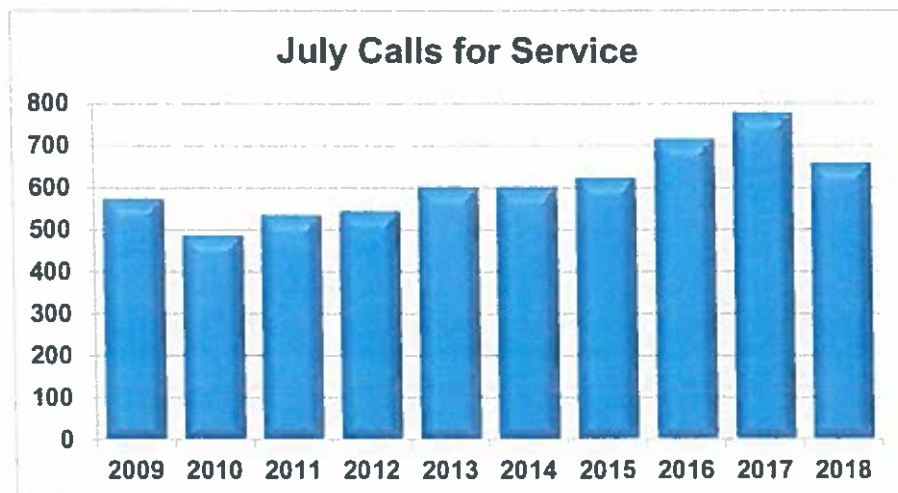
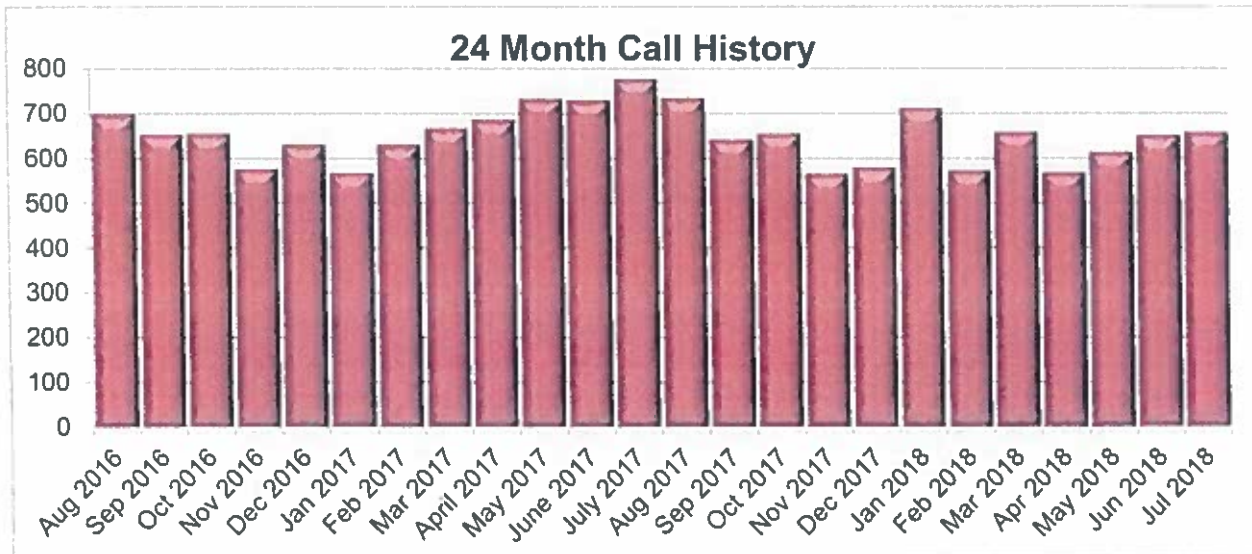
An overall look at the shift activity shows the following percentages of calls taken, traffic stops made and reports written for July 2018.

|             | <u>Percentage of Calls Taken</u> | <u>Percentage of Traffic Stops</u> | <u>Percentage of Reports Written</u> |
|-------------|----------------------------------|------------------------------------|--------------------------------------|
| Graveyard   | 24.2%                            | 17.9%                              | 13.5%                                |
| Day Shift   | 35.9%                            | 34.8%                              | 47.4%                                |
| Swing Shift | 39.8%                            | 47.3%                              | 39.1%                                |



## Calls for Service

| Number of Calls Per Shift | July 2018 | July 2017 | Monthly Average 2017 |
|---------------------------|-----------|-----------|----------------------|
| Graveyard (2100-0700)     | 160       | 172       | 131.4                |
| Day Shift (0700-1700)     | 237       | 347       | 320.3                |
| Swing Shift (1100-0300)   | 263       | 261       | 216.7                |
| Monthly Total             | 660       | 780       | 668.4                |
| Daily Average             | 21.3      | 25.2      | 22.0                 |



## Types of Calls

This chart shows the types of calls for service during the month. These calls do not reflect actual criminal activity. In some cases the call was dispatched as a particular type of incident, but it was later determined to be of a different nature.

| Type of Call             | July 2018  | July 2017  | 2017<br>Monthly<br>Avg. |
|--------------------------|------------|------------|-------------------------|
| Alarm                    | 91         | 94         | 66.8                    |
| Parking Complaint        | 58         | 60         | 51.6                    |
| Assist Public            | 43         | 45         | 42.8                    |
| Traffic Crash            | 40         | 26         | 27.8                    |
| Theft                    | 37         | 53         | 42.0                    |
| Disturbance              | 32         | 34         | 34.5                    |
| Suspicious Person        | 32         | 39         | 33.2                    |
| Welfare Check            | 28         | 32         | 27.9                    |
| Unwanted / Trespass      | 24         | 22         | 20.5                    |
| Traffic Complaint        | 21         | 26         | 35.0                    |
| Animal Complaint         | 20         | 13         | 12.4                    |
| Property Investigation   | 19         | 28         | 16.2                    |
| Threat / Harassment      | 19         | 15         | 20.0                    |
| Juvenile Problem         | 16         | 12         | 17.0                    |
| Assist Agency            | 15         | 37         | 30.5                    |
| Hazard                   | 15         | 10         | 10.3                    |
| Suspicious Vehicle       | 15         | 16         | 16.2                    |
| Mental                   | 14         | 15         | 6.1                     |
| Suicide Attempt / Threat | 13         | 7          | 8.2                     |
| Fraud                    | 12         | 13         | 18.6                    |
| Criminal Mischief        | 10         | 15         | 12.1                    |
| Fire Services            | 10         | 16         | 9.7                     |
| Unknown / Incomplete     | 9          | 11         | 9.0                     |
| Noise Complaint          | 8          | 18         | 7.7                     |
| Suspicious Circumstances | 8          | 19         | 13.8                    |
| Vice Complaint           | 7          | 10         | 8.7                     |
| Abandoned Vehicle        | 5          | 2          | 3.5                     |
| Burglary                 | 4          | 9          | 5.0                     |
| Stolen Vehicle           | 4          | 7          | 5.7                     |
| Viol. Restraining Order  | 4          | 2          | 2.3                     |
| Promiscuous Shooting     | 2          | 2          | 1.1                     |
| Open Door / Window       | 2          | 1          | 1.2                     |
| Assault                  | 1          | 7          | 5.3                     |
| Extra Patrol Request     | 1          |            | 2.1                     |
| Minor in Possession      | 1          | 1          | 1.9                     |
| Robbery                  | 1          | 1          | 0.8                     |
| Sex Crimes               | 1          | 2          | 2.7                     |
| Other                    | 18         | 18         | 11.2                    |
| Death Investigation      |            |            | 1.8                     |
| Missing Person           |            | 9          | 3.9                     |
| Provide Information      |            | 24         | 13.5                    |
| Prowler                  |            |            | 0.5                     |
| Recovered Stolen Vehicle |            | 2          | 1.9                     |
| Runaway                  |            | 7          | 5.3                     |
| Shooting                 |            |            | 0.1                     |
| <b>Total Calls:</b>      | <b>660</b> | <b>780</b> | <b>668.4</b>            |

### Other / Self-Initiated Activity

| Type of Call         | July 2018  | July 2017  | 2017 Monthly Avg. |
|----------------------|------------|------------|-------------------|
| Traffic Stop         | 486        | 219        | 339.8             |
| Follow-Up Contact    | 60         | 113        | 92.3              |
| Suspicious Veh. Stop | 58         | 58         | 53.4              |
| Subject Stop         | 28         | 19         | 28.2              |
| Premise Check        | 20         | 10         | 8.8               |
| Suspect Contact      | 3          | 6          | 4.6               |
| Detail               | 2          | 22         | 32.7              |
| Court                |            | 3          | 4.8               |
| Foot Patrol          |            | 9          | 4.2               |
| Meeting              |            | 15         | 10.6              |
| Training             |            | 16         | 15.5              |
| Warrant Service      |            | 5          | 7.7               |
| <b>Total Calls:</b>  | <b>657</b> | <b>495</b> | <b>602.6</b>      |

### Reports Written

During July 2018, 133 reports were written. 13.5% were written by the graveyard shift, 47.4% by the dayshift units and 39.1% were written by the swing shift units.

| Type of Report      | July 2018  |
|---------------------|------------|
| Theft               | 25         |
| Traffic Crash       | 19         |
| Burglary            | 5          |
| Criminal Mischief   | 4          |
| Assault             | 4          |
| Stolen Vehicle      | 2          |
| Identity Theft      | 1          |
| Drug Crimes         | 1          |
| Other Reports       | 72         |
| <b>Total Calls:</b> | <b>133</b> |

| July 2017  | 2017 Monthly Avg. |
|------------|-------------------|
| 39         | 31.1              |
| 12         | 10.9              |
| 6          | 3.2               |
| 10         | 9.0               |
| 13         | 4.9               |
| 4          | 3.6               |
| 3          | 2.5               |
| 8          | 6.3               |
| 118        | 114.4             |
| <b>213</b> | <b>185.9</b>      |

| Shift Totals | July 2018 |
|--------------|-----------|
| Graveyard    | 18        |
| Day Shift    | 63        |
| Swing Shift  | 52        |

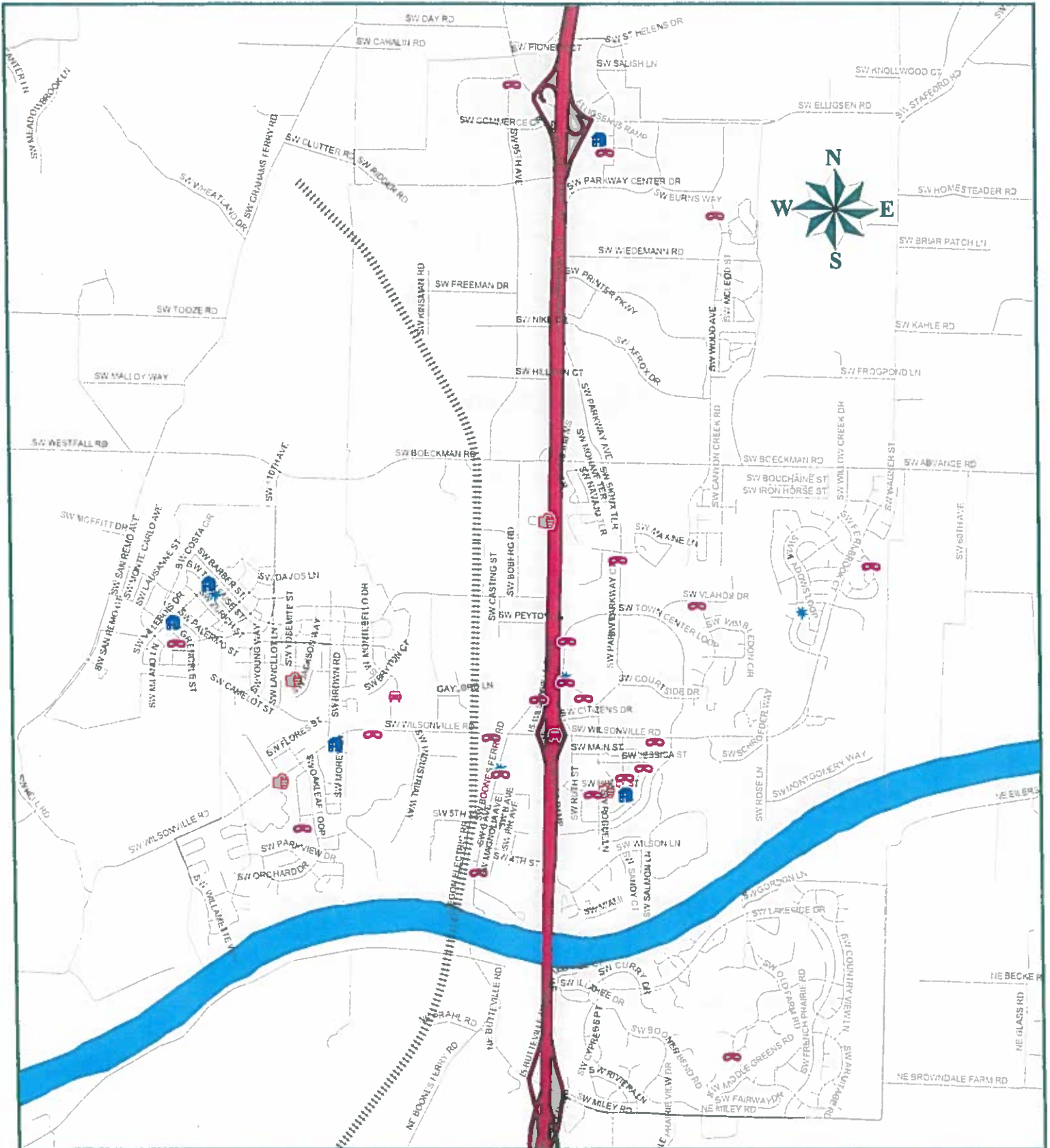
| July 2017 | 2017 Monthly Avg. |
|-----------|-------------------|
| 53        | 38.2              |
| 101       | 86.0              |
| 59        | 61.7              |



# Wilsonville July 2018



-  Assault
-  Burglary
-  Criminal Mischief
-  Stolen Vehicle
-  Theft

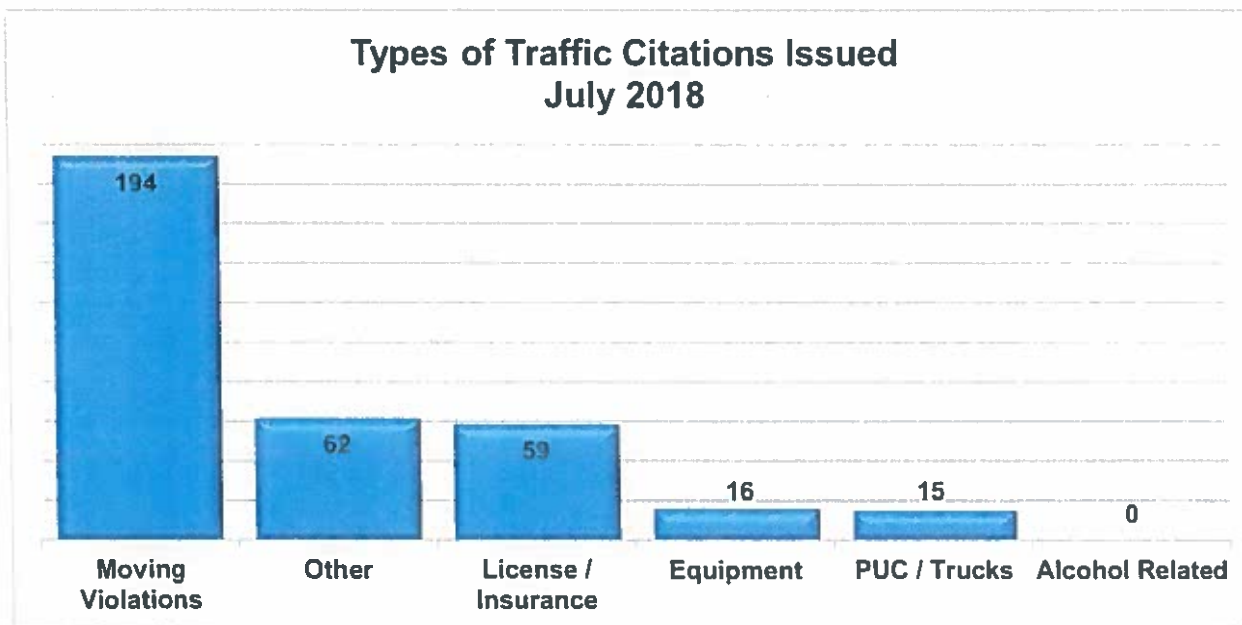


## Traffic

During July 2018, 486 traffic stops were made in the City and 346 traffic citations were issued. Included in these totals are 261 traffic stops (53.7%) and 303 (87.6%) citations issued by the traffic deputies.

There were 6 arrests for Driving Under the Influence of Intoxicants (DUII).

| Shift              | Traffic Stops | Citations Issued |
|--------------------|---------------|------------------|
| <b>Graveyard</b>   | 87            | 22               |
| <b>Day Shift</b>   | 169           | 124              |
| <b>Swing Shift</b> | 230           | 200              |
| <b>Total:</b>      | <b>486</b>    | <b>346</b>       |







# Wilsonville Traffic Crashes July 2018

