



City of Wilsonville Police

January 2021

Wilsonville Police Officers first encountered Joshua Lee Mathes early the morning of January 15. Deputy C. Warren attempted to conduct a traffic stop, which sparked a pursuit. Mr. Mathes was apprehended quickly with the help of two additional deputies. He was taken into custody on multiple charges and arrested on warrants from other jurisdictions. As of January 21, 2021, he was still being held for Attempted Assault I, Unlawful Use of a Weapon, Menacing, Harassment, Recklessly Endangering, Driving Suspended or Revoked, Eluding a Police Officer, and Resisting Arrest. Arraignment was scheduled for late January 2021.



Early in January 2021, Wilsonville Police installed a radar speed reader in the SW Meadows Loop, SW Willows Creek neighborhood. The area has long experienced ongoing traffic issues. We're working to better understand the dynamics, slow down drivers, and improve safety.



Mmm Breakfast! Staff at the Wilsonville Springs hosted a drive-thru breakfast on January 7 for First Responders. Think yogurt parfait, pancakes, coffee, orange juice, eggs, bacon...it was all very delicious and very much appreciated.

GRATEFUL from our hearts to yours.



Wilsonville Police Officers made contact with two subjects at 11:40p on January 11. Deputy C. Hogg noticed someone lying on the ground behind a black Honda Civic De Sol in the Wilsonville Target parking lot. Its plates returned information the vehicle was stolen, and he called for backup. Ultimately, the driver, Adrian Mendoza, was taken into custody on multiple charges, including Possession of a Stolen Vehicle, Possession of Burglar Tools, and Felon in Possession of a Firearm. His female passenger, Eurikya Caye, was arrested for Identity Theft. Both cases rest with the Clackamas County District Attorney's Office.



WILSONVILLE MONTHLY ACTIVITY REPORT January 2021

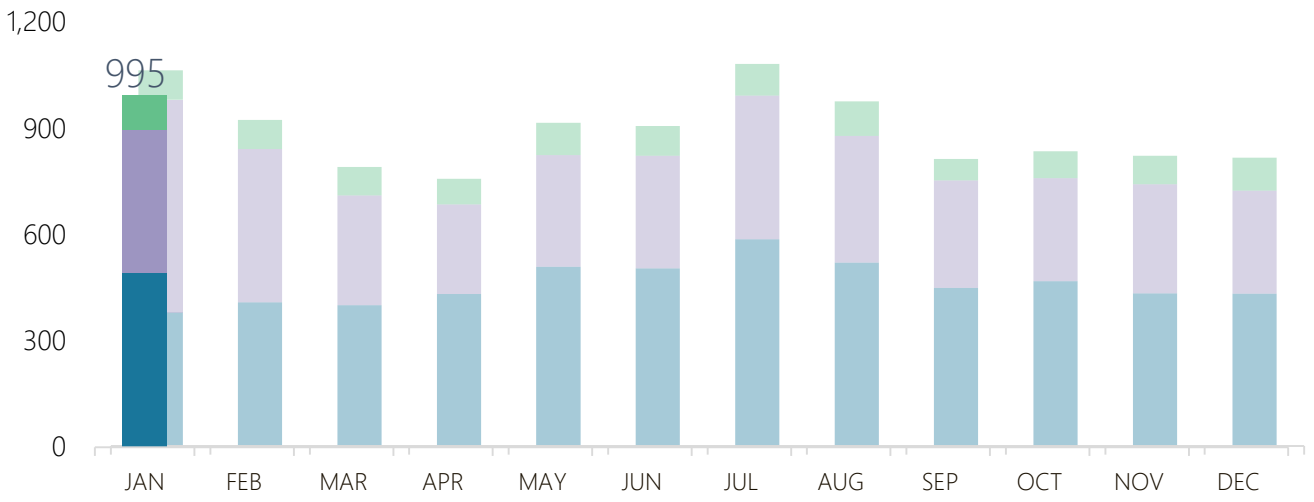


CITY OF WILSONVILLE POLICE DEPARTMENT
30000 SW Town Center Loop
Wilsonville, OR 97070

In Partnership with

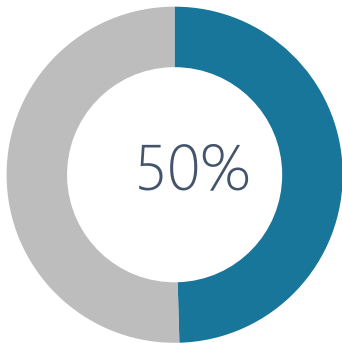


**Clackamas County
Sheriff's Office**



Dispatched

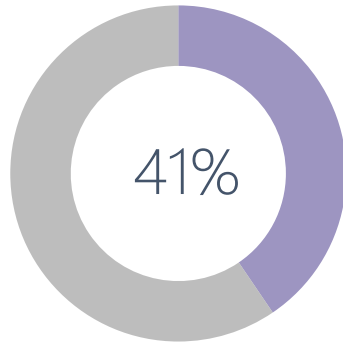
493



15.9

Self-Initiated

403

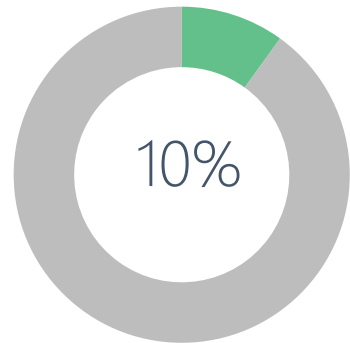


Daily Average Calls

13.0

Follow-Ups

99

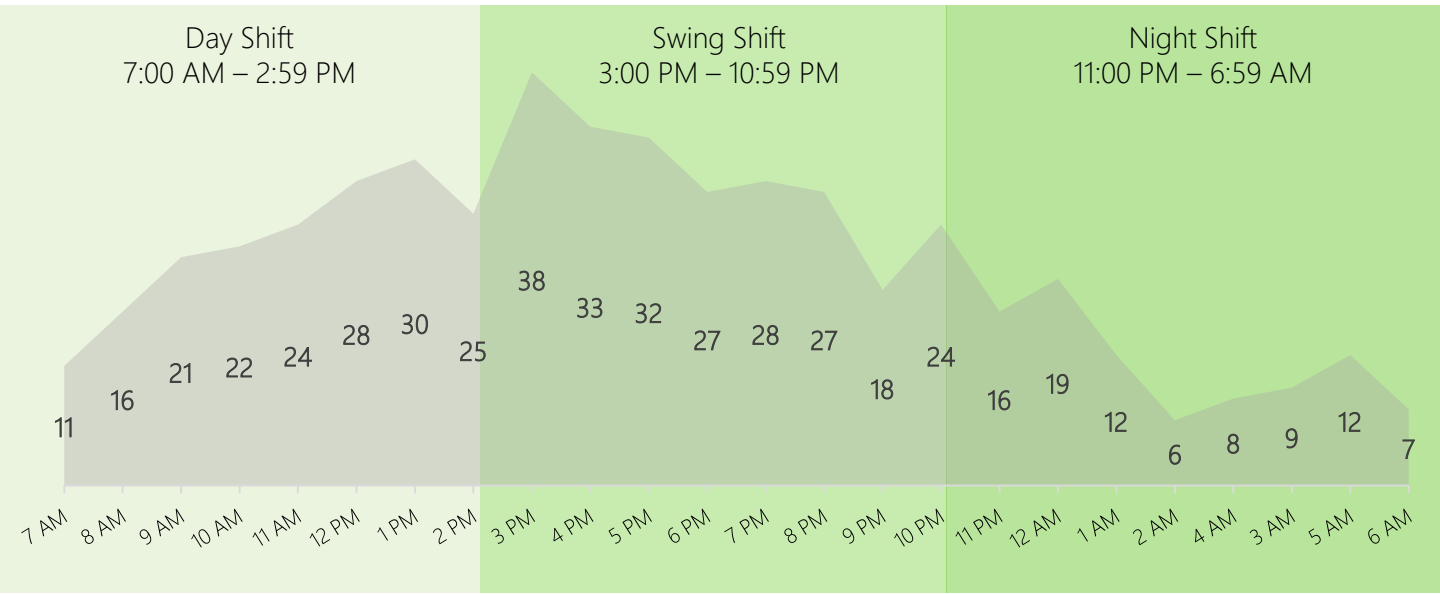


3.2

Median Hold & Response Times for Dispatched Calls

Duration Type	All Calls	Priority 1 & 2 Calls
Hold Duration (Input to Dispatch)	3:26	2:13
Response Duration (Dispatch to Arrival)	5:28	4:48

Dispatched Calls for Service Breakdown by Hour of Day & Shift Time Groupings (not actual breakdown of Wilsonville PD shift schedules)



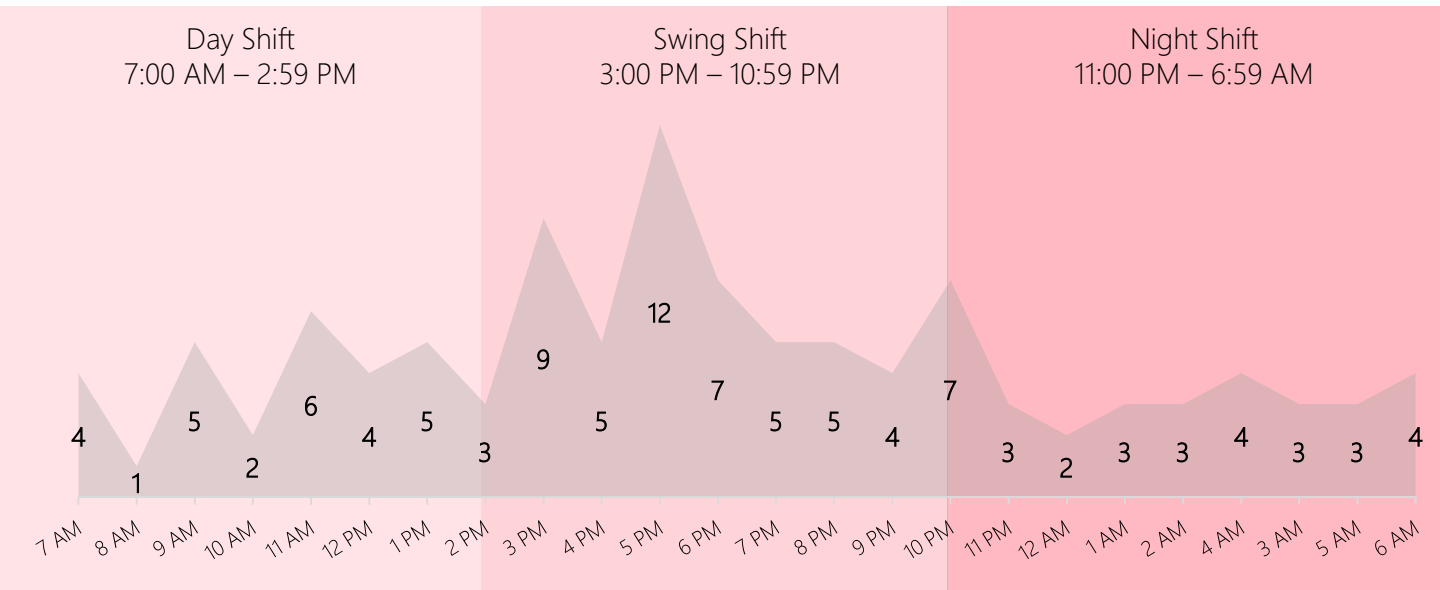
36%

46%

18%

All Calls

500 calls



28%

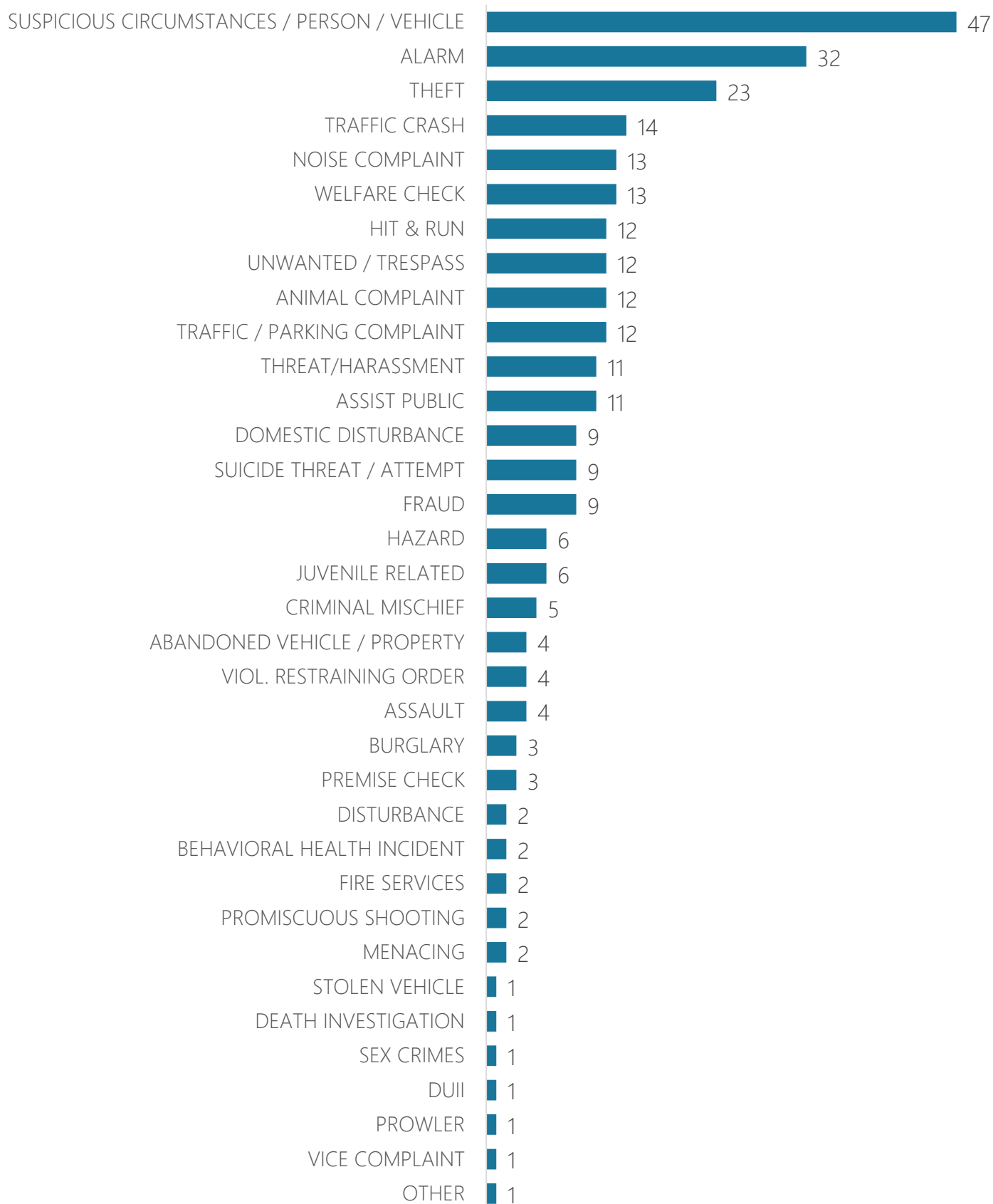
50%

19%

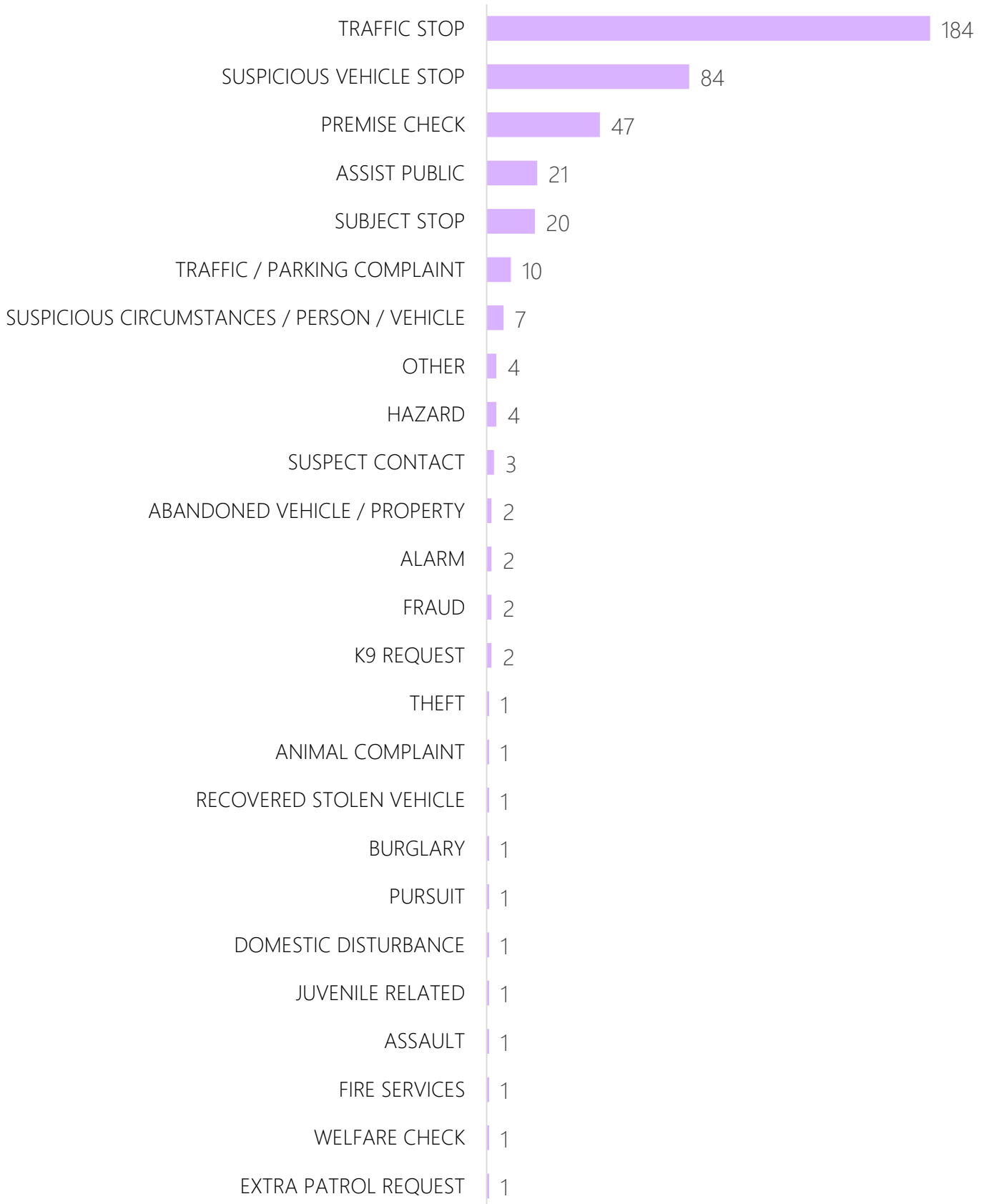
Priority 1 & 2 Calls

109 calls

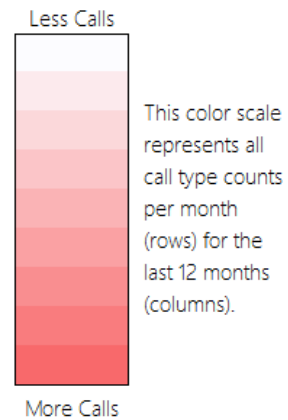
Dispatched Call Types



Self-Initiated Call Types

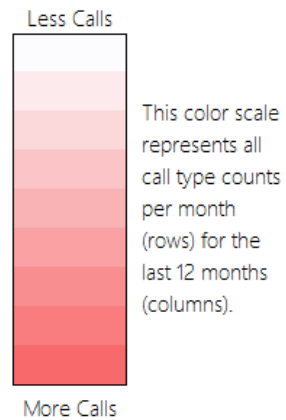


Dispatched Call Types	2020												2021	Rolling Monthly Average
	Feb	Mar	Apr	May	Jun	Jul	Aug	Sep	Oct	Nov	Dec	Jan		
ABANDONED VEHICLE / PROPERTY	10	11	17	11	18	14	20	16	10	10	6	7	12.5	
ALARM (3rd)	48	52	40	0	47	53	49	48	55	60	38	48	44.8	
ANIMAL COMPLAINT	7	22	6	0	18	26	26	11	18	10	18	13	14.6	
ARSON	0	0	0	0	0	0	0	1	0	0	0	0	0.1	
ASSAULT	5	4	4	0	4	4	7	1	4	2	2	4	3.4	
ASSIST PUBLIC (4th)	32	36	28	9	43	62	35	39	44	30	28	31	34.8	
BEHAVIORAL HEALTH INCIDENT	24	18	8	0	16	25	11	24	20	27	26	16	17.9	
BURGLARY	7	7	1	0	5	3	10	3	10	3	8	3	5.0	
COVER OFFICER	1	0	0	1	1	4	4	0	0	1	1	0	1.1	
CRIMINAL MISCHIEF	7	5	10	16	21	13	22	18	12	14	16	7	13.4	
DEATH INVESTIGATION	4	1	0	3	4	2	4	1	1	4	3	3	2.5	
DISTURBANCE	7	8	11	7	6	13	11	8	8	6	7	7	8.3	
DOMESTIC DISTURBANCE	19	32	21	31	36	23	27	17	32	22	25	35	26.7	
DUII	10	3	3	5	1	4	7	2	5	12	6	4	5.2	
EXTRA PATROL REQUEST	1	0	1	0	0	0	5	3	1	3	0	1	1.3	
FIRE SERVICES	7	8	3	0	7	5	7	2	10	9	7	3	5.7	
FRAUD	19	16	22	19	19	31	29	18	10	18	25	16	20.2	
HAZARD	7	3	5	4	3	5	6	5	10	7	9	4	5.7	
HIT & RUN	11	10	13	12	9	15	17	9	11	3	12	19	11.8	
JUVENILE RELATED	17	23	17	15	24	22	14	12	16	13	18	10	16.8	
LITTERING	3	0	0	1	1	3	0	2	0	0	0	1	0.9	
MARINE PATROL	1	0	1	0	0	0	1	0	0	0	0	0	0.3	
MENACING	0	0	1	0	0	0	1	2	3	0	0	0	0.6	
MINOR IN POSSESSION	2	4	1	1	1	1	1	0	1	2	0	0	1.2	
MISSING PERSON	5	6	5	5	6	1	4	3	2	3	6	7	4.4	
NOISE COMPLAINT	9	17	16	20	21	16	15	13	12	7	3	15	13.7	
OTHER	2	1	5	2	2	4	0	0	0	0	2	0	1.5	
OVERDOSE	0	0	0	0	2	1	0	1	0	0	1	2	0.6	
PREMISE CHECK	1	0	4	1	0	0	0	0	0	0	0	0	0.5	
PROMISCUOUS SHOOTING	0	2	3	1	0	0	3	0	1	1	0	1	1.0	
PROWLER	1	2	0	1	1	1	0	0	2	0	0	0	0.7	
PURSUIT	0	0	1	0	0	0	0	0	0	0	0	0	0.1	
RECOVERED STOLEN VEHICLE	1	2	2	5	3	2	1	1	1	2	1	3	2.0	
ROBBERY	0	0	0	1	1	1	0	1	2	0	0	1	0.6	
SEX CRIMES	0	2	3	1	0	4	3	1	4	2	4	0	2.0	
SHOOTING	0	0	0	0	0	0	1	0	0	0	1	0	0.2	
STOLEN VEHICLE	8	9	9	17	8	11	10	11	6	7	7	8	9.3	
SUBJECT STOP	0	0	0	1	0	0	0	0	0	0	0	0	0.1	
SUICIDE THREAT / ATTEMPT	16	8	14	8	10	11	14	13	9	13	9	13	11.5	
SUSPECT CONTACT	0	0	3	4	3	1	0	1	1	2	0	0	1.3	
SUSPICIOUS CIRCUMSTANCES / PERSON / VEHICLE (1st)	69	55	57	95	87	107	82	106	85	70	77	68	79.8	
SUSPICIOUS VEHICLE STOP	0	0	0	0	0	0	0	0	0	0	0	0	0.0	
THEFT (2nd)	40	36	75	66	51	64	48	57	49	39	47	46	51.5	
THREAT/HARASSMENT	19	20	29	22	33	23	21	20	18	23	20	16	22.0	
TRAFFIC / PARKING COMPLAINT	11	9	25	19	18	26	22	15	21	27	18	19	19.2	
TRAFFIC CRASH	13	11	6	8	13	15	14	8	12	15	17	9	11.8	
TRAFFIC STOP	0	0	0	0	0	1	0	0	0	0	0	0	0.1	
UNWANTED / TRESPASS	17	13	20	22	23	27	24	19	13	25	27	23	21.1	
VICE COMPLAINT	7	4	1	2	7	4	0	5	5	3	4	0	3.5	
VIOL. RESTRAINING ORDER	1	1	5	6	2	6	7	6	8	4	5	1	4.3	
WARRANT SERVICE	1	1	0	2	0	1	0	2	0	1	0	1	0.8	
WELFARE CHECK (5th)	26	24	28	40	40	58	50	20	37	27	22	28	33.3	
Grand Total	496	486	524	484	615	713	633	545	569	527	526	493	550.9	



*Top 5 dispatched call types in last 12 months red

Self-Initiated Call Types	2020												2021	Rolling Monthly Average
	Feb	Mar	Apr	May	Jun	Jul	Aug	Sep	Oct	Nov	Dec	Jan		
ABANDONED VEHICLE / PROPERTY	8	5	7	1	1	4	5	7	5	9	6	2	5.0	
ALARM	0	0	0	0	0	0	0	0	1	0	0	2	0.3	
ANIMAL COMPLAINT	2	2	5	0	4	4	3	4	2	2	2	1	2.6	
ASSAULT	0	0	0	0	0	0	0	0	0	0	0	1	0.1	
ASSIST PUBLIC (5th)	17	16	22	8	26	19	33	28	21	24	22	21	21.4	
BEHAVIORAL HEALTH INCIDENT	0	0	0	0	0	0	0	0	1	1	0	0	0.2	
BURGLARY	0	0	0	0	0	0	0	0	0	0	0	1	0.1	
CRIMINAL MISCHIEF	2	0	0	1	0	1	1	4	0	1	0	0	0.8	
DEATH INVESTIGATION	0	0	0	0	0	0	0	0	1	0	0	0	0.1	
DISTURBANCE	1	0	0	0	0	0	0	0	1	0	1	0	0.3	
DOMESTIC DISTURBANCE	0	0	0	0	0	0	0	0	0	0	1	1	0.2	
DUII	0	1	0	0	0	0	1	0	0	0	0	0	0.2	
EXTRA PATROL REQUEST (5th)	9	0	3	4	2	3	3	0	0	7	0	1	2.7	
FIRE SERVICES	0	0	1	0	0	0	0	0	0	1	0	1	0.3	
FRAUD	2	1	0	0	2	2	3	3	1	0	0	2	1.3	
HAZARD	0	3	1	0	1	3	3	4	1	5	2	4	2.3	
HIT & RUN	1	2	1	0	0	0	0	1	0	0	0	0	0.4	
JUVENILE RELATED	1	2	0	0	0	0	1	4	0	0	0	1	0.8	
K9 REQUEST	0	1	0	1	0	1	1	0	0	0	0	2	0.5	
MINOR IN POSSESSION	2	0	0	0	0	0	0	0	0	0	0	0	0.2	
MISSING PERSON	0	0	0	0	0	0	0	1	1	0	0	0	0.2	
NOISE COMPLAINT	0	0	0	0	0	1	0	0	0	0	0	0	0.1	
OTHER	0	4	5	2	5	1	2	8	2	6	2	4	3.4	
PREMISE CHECK (3rd)	57	83	88	55	99	98	38	34	26	33	51	47	59.1	
PURSUIT	1	0	1	0	0	0	1	0	0	0	0	1	0.3	
RECOVERED STOLEN VEHICLE	1	1	4	2	0	1	0	1	0	1	3	1	1.3	
SEX CRIMES	0	3	0	0	1	0	1	0	0	0	1	0	0.5	
STOLEN VEHICLE	0	0	0	1	1	0	0	1	0	0	1	0	0.3	
SUBJECT STOP (4th)	19	12	19	22	34	28	29	22	22	7	14	20	20.7	
SUICIDE THREAT / ATTEMPT	0	0	0	1	0	0	0	0	0	1	0	0	0.2	
SUSPECT CONTACT	4	5	5	1	3	4	4	1	0	3	0	3	2.8	
SUSPICIOUS CIRCUMSTANCES / PERSON / VEHICLE	4	5	18	21	10	19	13	8	6	6	4	7	10.1	
SUSPICIOUS VEHICLE STOP (2nd)	62	52	60	51	58	103	78	75	94	96	83	84	74.7	
THEFT	2	1	2	2	3	2	1	2	1	0	1	1	1.5	
THREAT/HARASSMENT	0	2	1	0	0	0	0	0	1	0	1	0	0.4	
TRAFFIC / PARKING COMPLAINT	17	10	8	11	9	10	15	16	10	11	6	10	11.1	
TRAFFIC CRASH	3	1	1	1	1	2	0	1	1	2	2	0	1.3	
TRAFFIC STOP (1st)	308	161	53	183	122	188	199	146	154	155	152	184	167.1	
UNWANTED / TRESPASS	1	0	2	1	1	0	0	0	0	1	0	0	0.5	
VICE COMPLAINT	0	0	1	0	0	0	1	0	0	0	0	0	0.2	
VIOL. RESTRAINING ORDER	0	0	0	0	0	0	0	0	1	0	0	0	0.1	
WARRANT SERVICE	2	3	1	0	3	1	1	0	1	1	0	0	1.1	
WELFARE CHECK	2	2	0	1	3	1	0	0	1	3	0	1	1.2	
Grand Total	528	378	309	370	389	496	437	371	355	376	355	403	397.3	



*Top 5 dispatched call types in last 12 months red

Dispatched Call Types

Dispatched Call Type	January			
	2020	# Diff.	% Diff.	2021
STOLEN VEHICLE	1	7	700%	8
SUICIDE THREAT / ATTEMPT	3	10	333%	13
RECOVERED STOLEN VEHICLE	1	2	200%	3
HIT & RUN	7	12	171%	19
BEHAVIORAL HEALTH INCIDENT	7	9	129%	16
DOMESTIC DISTURBANCE	16	19	119%	35
OVERDOSE	1	1	100%	2
NOISE COMPLAINT	10	5	50%	15
TRAFFIC / PARKING COMPLAINT	13	6	46%	19
MISSING PERSON	5	2	40%	7
HAZARD	3	1	33%	4
ASSIST PUBLIC	24	7	29%	31
ALARM	38	10	26%	48
UNWANTED / TRESPASS	19	4	21%	23
ANIMAL COMPLAINT	11	2	18%	13
CRIMINAL MISCHIEF	6	1	17%	7
THREAT/HARASSMENT	15	1	7%	16
FRAUD	16	0	No change	16
LITTERING	1	0	No change	1
PROMISCUOUS SHOOTING	1	0	No change	1
THEFT	46	0	No change	46
VIOL. RESTRAINING ORDER	1	0	No change	1
SUSPICIOUS CIRCUMSTANCES / PERSON / VEHICLE	71	-3	-4%	68
TRAFFIC CRASH	10	-1	-10%	9
WELFARE CHECK	32	-4	-13%	28
ASSAULT	6	-2	-33%	4
DUII	6	-2	-33%	4
DISTURBANCE	11	-4	-36%	7
JUVENILE RELATED	18	-8	-44%	10
ABANDONED VEHICLE / PROPERTY	14	-7	-50%	7
EXTRA PATROL REQUEST	2	-1	-50%	1
FIRE SERVICES	6	-3	-50%	3
WARRANT SERVICE	2	-1	-50%	1
BURGLARY	8	-5	-63%	3
COVER OFFICER	6	-6	-100%	0
MENACING	1	-1	-100%	0
MINOR IN POSSESSION	6	-6	-100%	0
PREMISE CHECK	1	-1	-100%	0
SEX CRIMES	4	-4	-100%	0
SUSPECT CONTACT	1	-1	-100%	0
SUSPICIOUS VEHICLE STOP	2	-2	-100%	0
TRAFFIC STOP	1	-1	-100%	0
VICE COMPLAINT	3	-3	-100%	0
DEATH INVESTIGATION	0	3	NC	3
ROBBERY	0	1	NC	1
Grand Total	456	37	8%	493

Increase

Decrease

NC = Not Calculable. A percentage difference is not calculable when the older value equals 0, as the newer value cannot divide into 0.

Self-Initiated Call Types

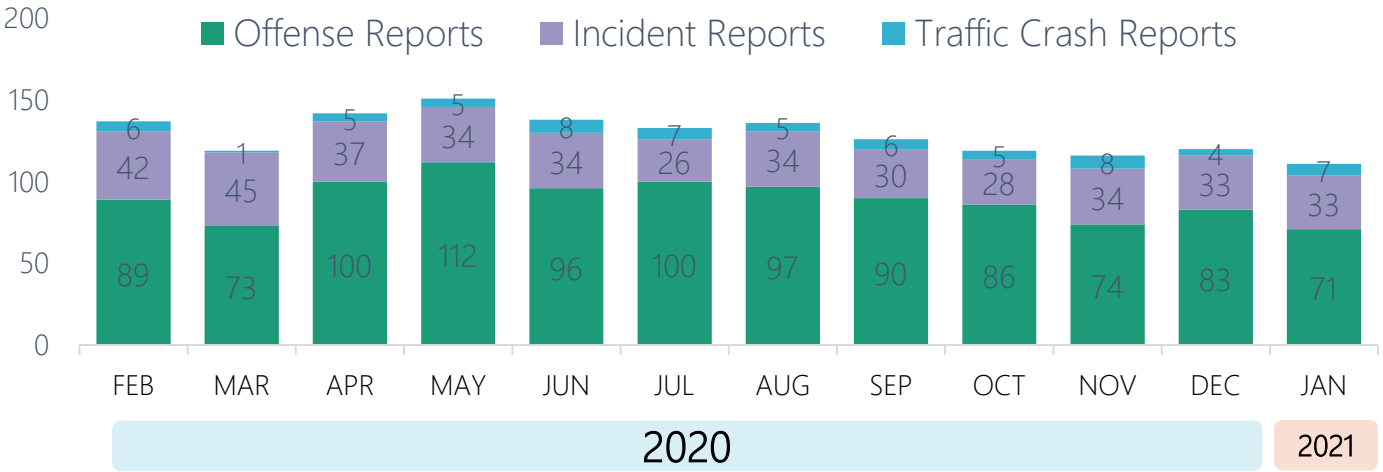
Self-Initiated Call Type	January			
	2020	# Diff.	% Diff.	2021
OTHER	1	3	300%	4
ABANDONED VEHICLE / PROPERTY	1	1	100%	2
ALARM	1	1	100%	2
HAZARD	2	2	100%	4
ASSAULT	1	0	No change	1
ASSIST PUBLIC	21	0	No change	21
FIRE SERVICES	1	0	No change	1
FRAUD	2	0	No change	2
JUVENILE RELATED	1	0	No change	1
PURSUIT	1	0	No change	1
RECOVERED STOLEN VEHICLE	1	0	No change	1
SUSPECT CONTACT	3	0	No change	3
SUSPICIOUS VEHICLE STOP	84	0	No change	84
WELFARE CHECK	1	0	No change	1
SUSPICIOUS CIRCUMSTANCES / PERSON / VEHICLE	8	-1	-13%	7
SUBJECT STOP	30	-10	-33%	20
PREMISE CHECK	98	-51	-52%	47
TRAFFIC STOP	390	-206	-53%	184
TRAFFIC / PARKING COMPLAINT	24	-14	-58%	10
THEFT	5	-4	-80%	1
ANIMAL COMPLAINT	7	-6	-86%	1
EXTRA PATROL REQUEST	15	-14	-93%	1
CRIMINAL MISCHIEF	6	-6	-100%	0
MINOR IN POSSESSION	3	-3	-100%	0
THREAT/HARASSMENT	1	-1	-100%	0
TRAFFIC CRASH	4	-4	-100%	0
WARRANT SERVICE	9	-9	-100%	0
BURGLARY	0	1	NC	1
DOMESTIC DISTURBANCE	0	1	NC	1
K9 REQUEST	0	2	NC	2
Grand Total	721	-318	-44%	403

Increase

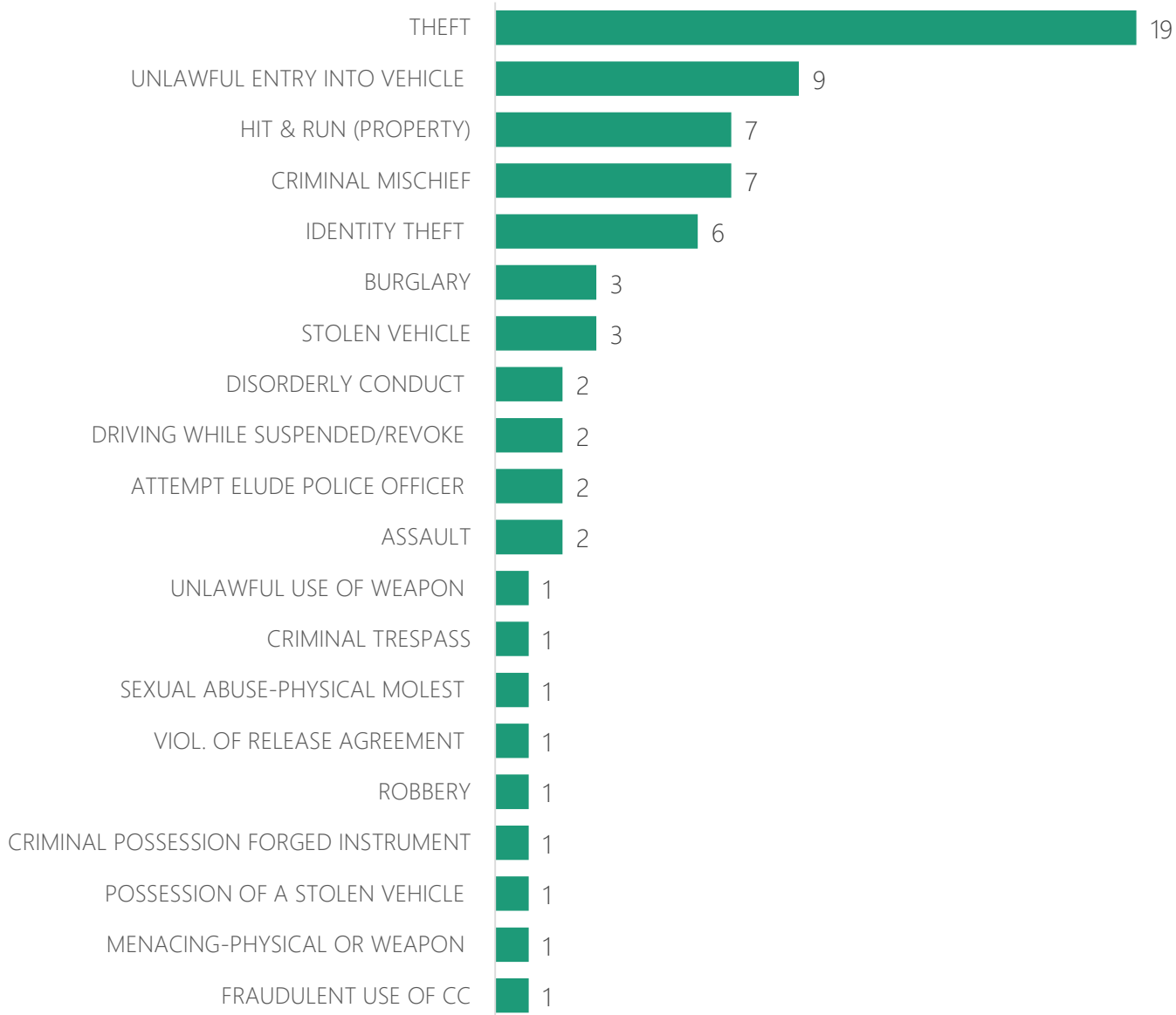
Decrease

NC = Not Calculable. A percentage difference is not calculable when the older value equals 0, as the newer value cannot divide into 0.

Monthly Reports Written

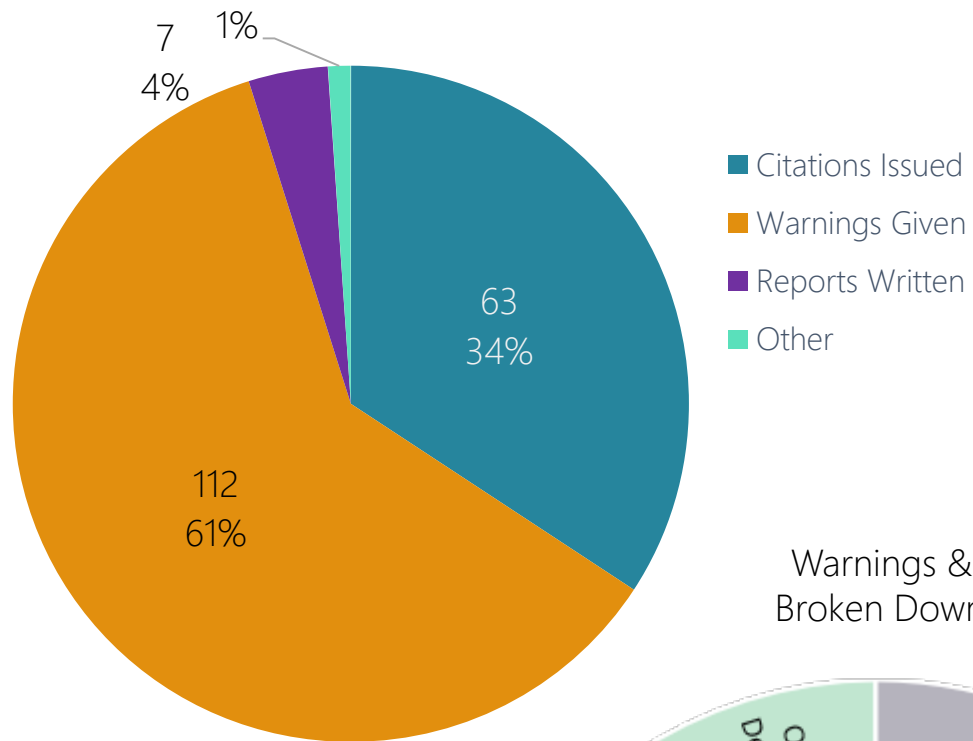


Offense Reports Written Breakdown by Top Charge

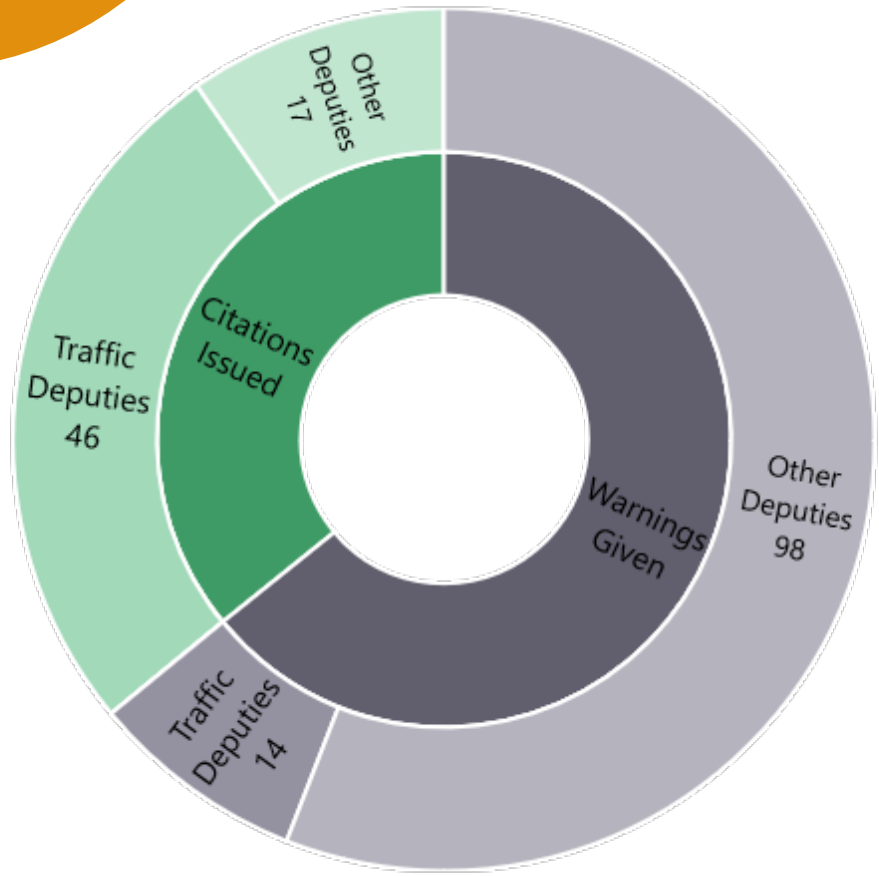


In January 2021, **184** traffic stops were made within the city limits, resulting in **63** citations issued, **112** warnings given, and **7** offense/incident reports created. Of the **63** citations issued, **88** violations were included (see next slide).

2 Traffic Stop Dispositions Types

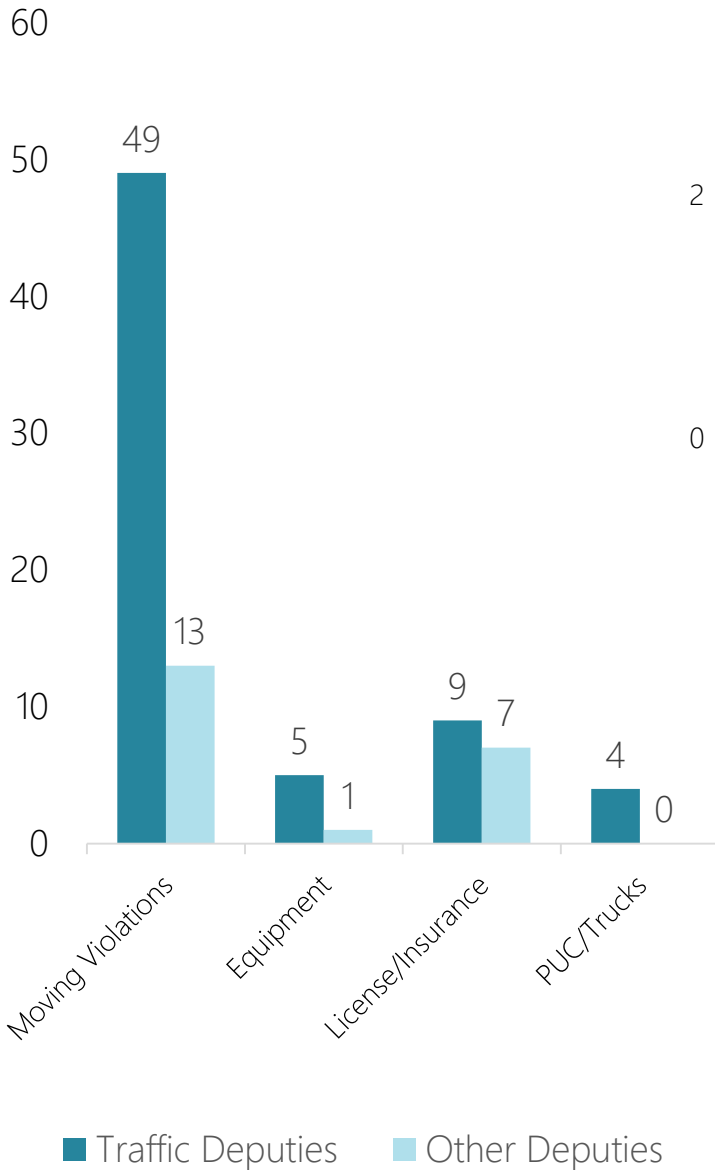


Warnings & Citations Issued Broken Down by Deputy Type

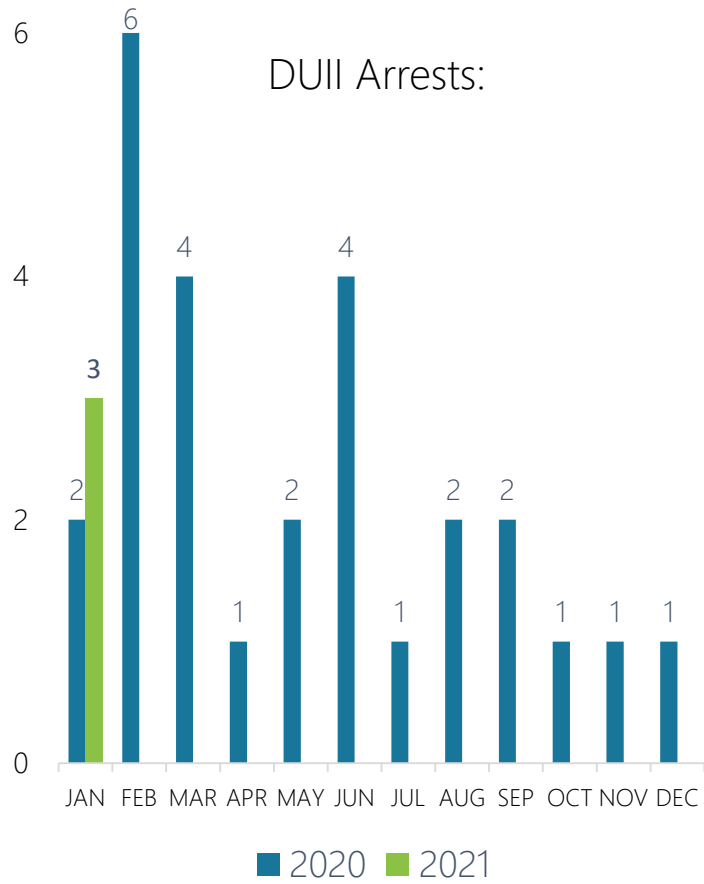


Citation Types Issued:

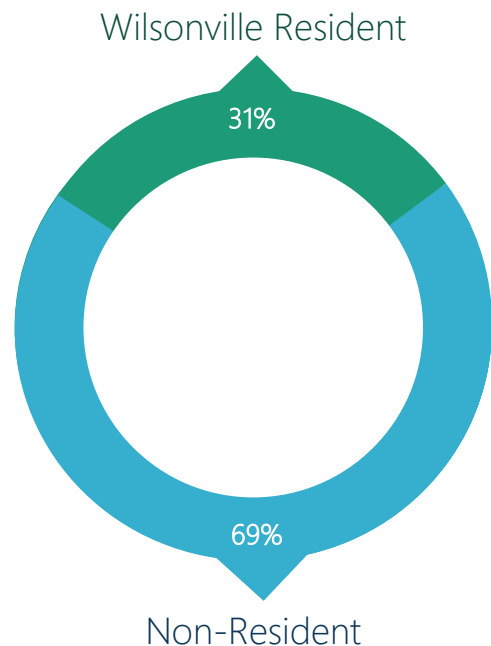
Of the **63** citations issued, **88** violations were included in the following types:



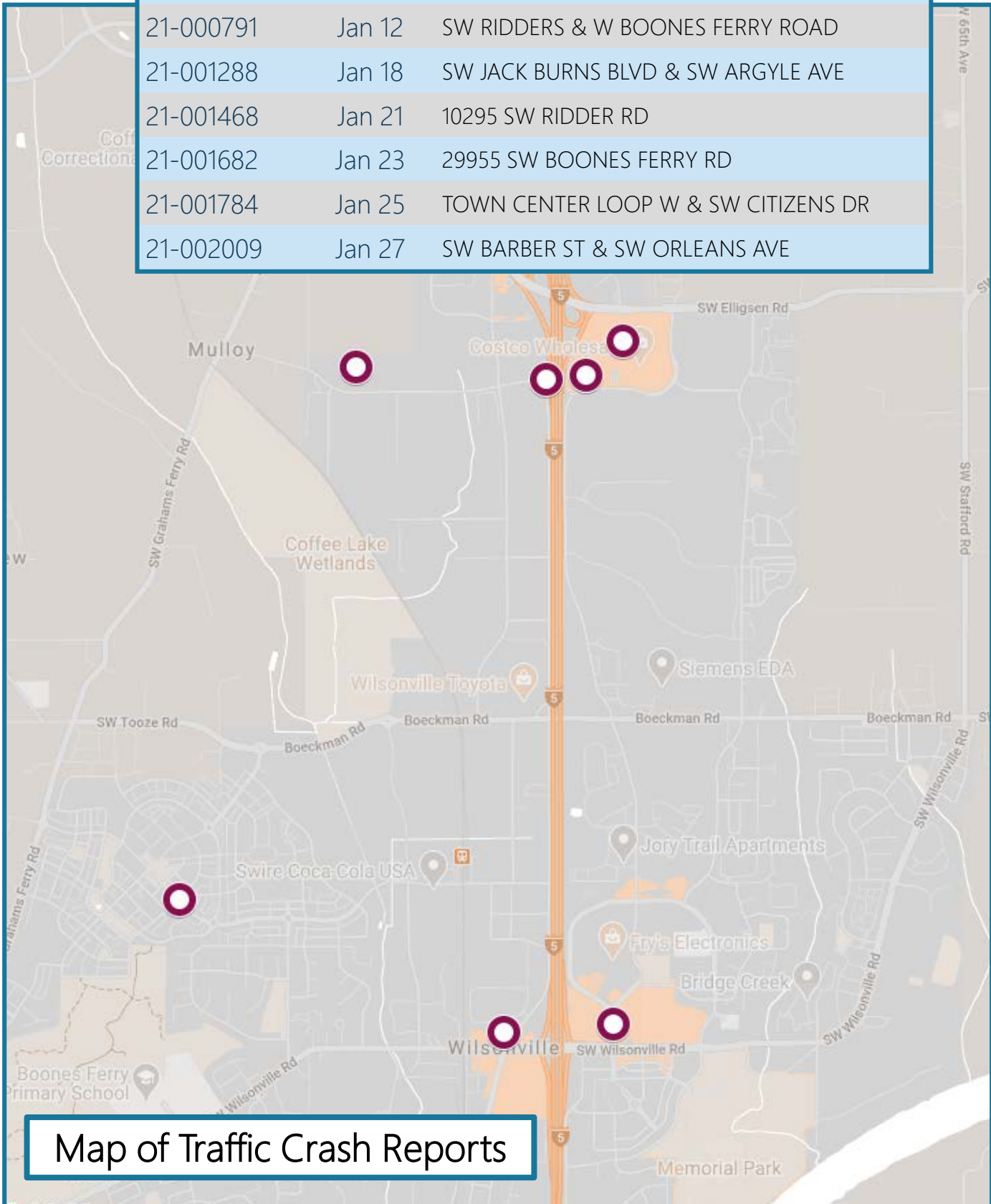
DUII Arrests:



Driver's Residency of Traffic Stop Subject (according to DL):



Case	Date	Address
21-000251	Jan 4	25925 SW HEATHER PI
21-000791	Jan 12	SW RIDDERS & W BOONES FERRY ROAD
21-001288	Jan 18	SW JACK BURNS BLVD & SW ARGYLE AVE
21-001468	Jan 21	10295 SW RIDDER RD
21-001682	Jan 23	29955 SW BOONES FERRY RD
21-001784	Jan 25	TOWN CENTER LOOP W & SW CITIZENS DR
21-002009	Jan 27	SW BARBER ST & SW ORLEANS AVE



Map of Traffic Crash Reports