




City of Wilsonville Police

May 2021

Law enforcement agencies across the United States have seen a spike in catalytic converter thefts from vehicles of all types. Wilsonville Police began receiving reports in late September 2020, and have been focusing more attention, primarily at night, on business complexes and areas of high-density parking. As of yet, little suspect information has developed. It appears several unrelated groups of people or persons are involved. The precious metals found in catalytic converters make them desirable when it comes to recycling for cash. The Oregon State Senate recently approved Senate Bill 803, forwarding it to the House. The bill prohibits scrap metal businesses from purchasing converters except from a commercial seller, and requires obtaining specific information at the time a purchase is made.

81st OREGON LEGISLATIVE ASSEMBLY—2021 Regular Session

Senate Bill 803



At approximately 8:45 p.m. on May 9, 2021, Wilsonville Police responded to a domestic disturbance in the Canyon Creek area. Chance Hayden Arana was taken into custody after meeting officers at the front door of his residence with a 4' spear, that had a 1' fixed blade. He was in a crouched and bladed stance, holding the spear, and appeared ready to strike.

Officers quickly maneuvered out of range. No one was hurt and Arana was lodged on charges of Resisting Arrest and three counts of Menacing. This case has been forwarded to the District Attorney's Office in Clackamas County.

Towards the end of May, Wilsonville Police received reports of a black bear within the City's limits. Pictured here is the bear (small yellow circle) and a building (large circle). It was taken by a resident in the Morey's Landing neighborhood, in a wooded space west of Wilsonville's Water Treatment Plant.

No one reported being approached by the bear.

The Oregon Department of Wildlife is a good resource for more information about bears in Oregon. They can be reached at 971-673-6028 or through their website, at

https://www.dfw.state.or.us/wildlife/living_with/black_bears.asp



This picture was forwarded to Wilsonville Police by Dan Pauly, AICP, Planning Manager for the City of Wilsonville.

WILSONVILLE MONTHLY ACTIVITY REPORT May 2021

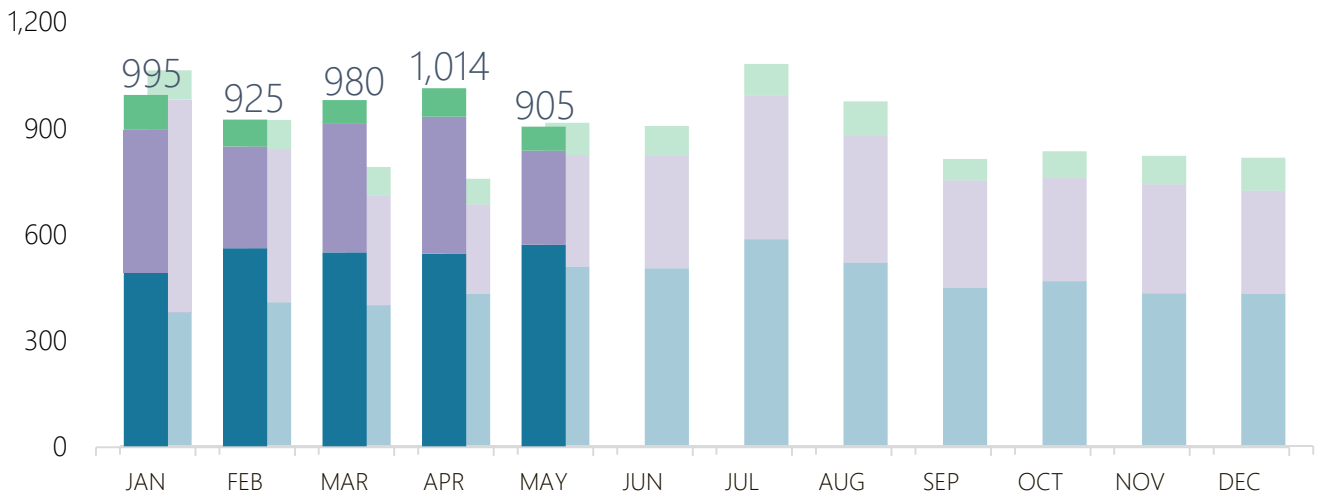


CITY OF WILSONVILLE POLICE DEPARTMENT
30000 SW Town Center Loop
Wilsonville, OR 97070

In Partnership with



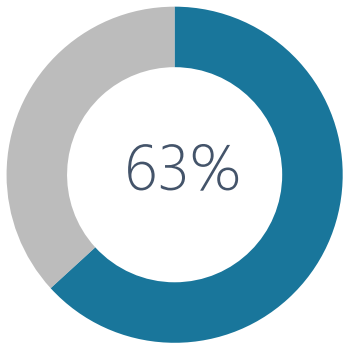
**Clackamas County
Sheriff's Office**



2020 faded, 2021 solid

Dispatched

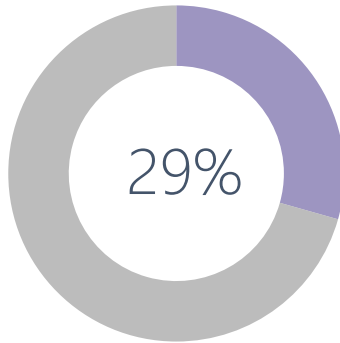
572



18.5

Self-Initiated

266

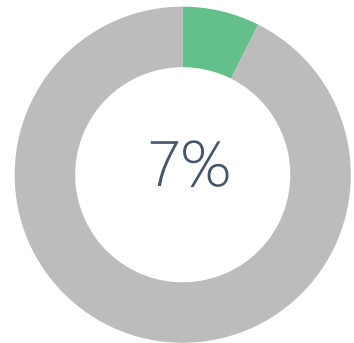


Daily Average Calls

8.6

Follow-Ups

67

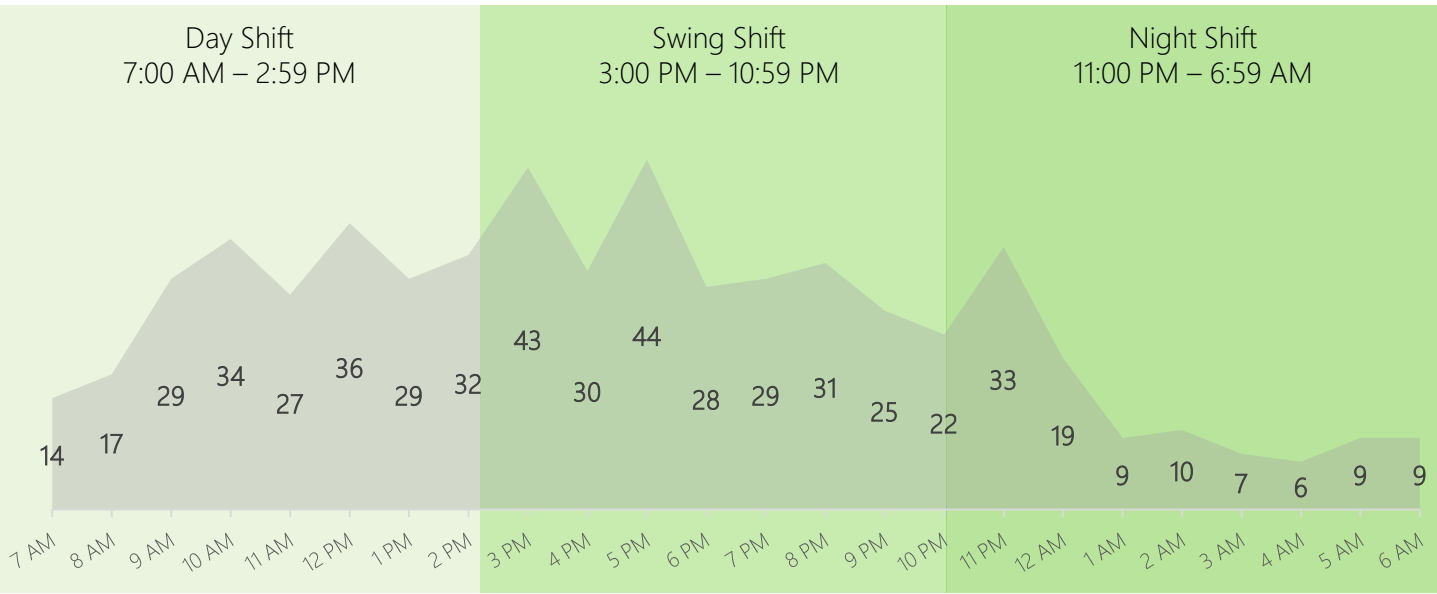


2.2

Median Hold & Response Times for Dispatched Calls

Duration Type	All Calls	Priority 1 & 2 Calls
Hold Duration (Input to Dispatch)	3:27	2:07
Response Duration (Dispatch to Arrival)	5:14	4:51

Dispatched Calls for Service Breakdown by Hour of Day & Shift Time Groupings (not actual breakdown of Wilsonville PD shift schedules)



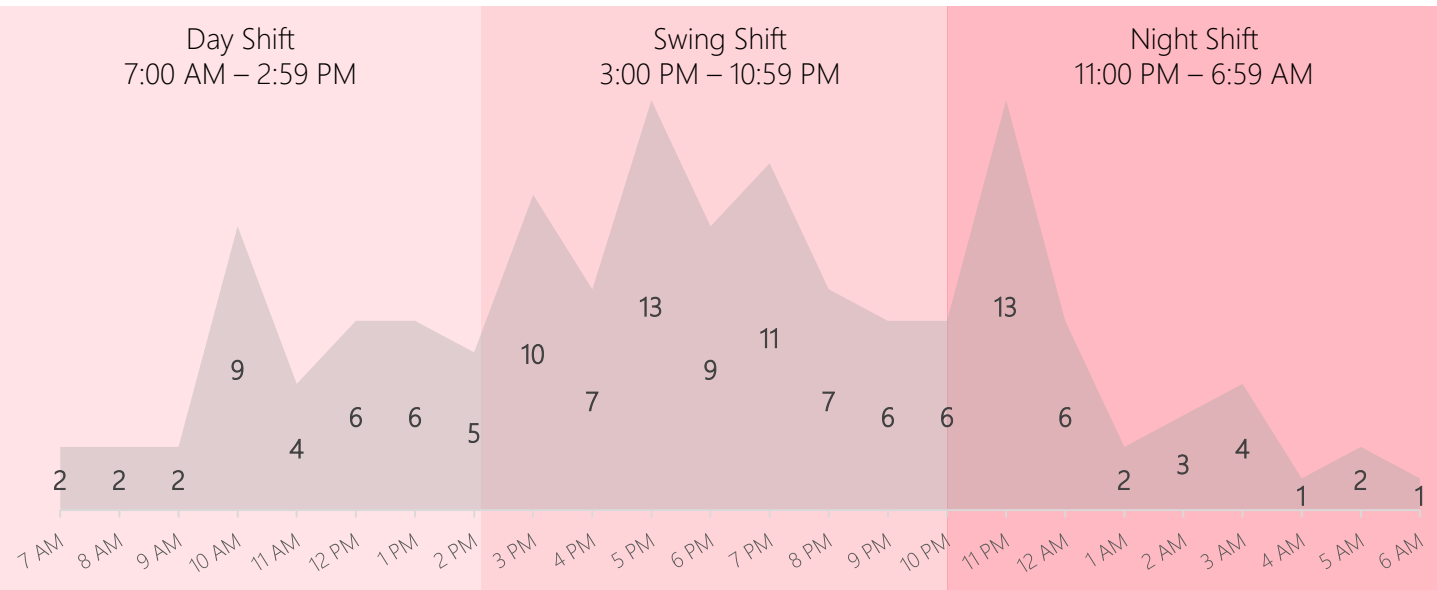
38%

44%

18%

All Calls

572 calls



26%

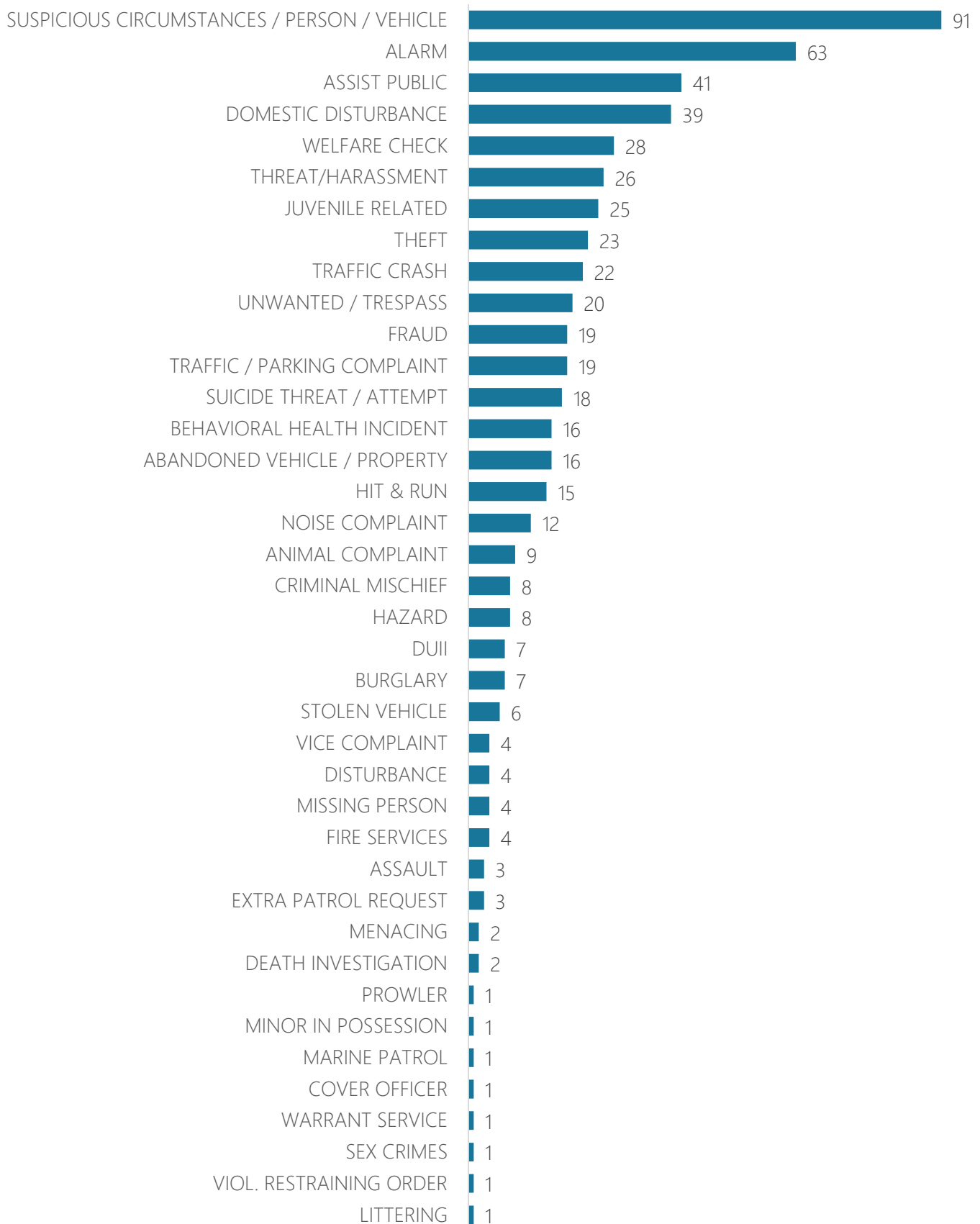
50%

23%

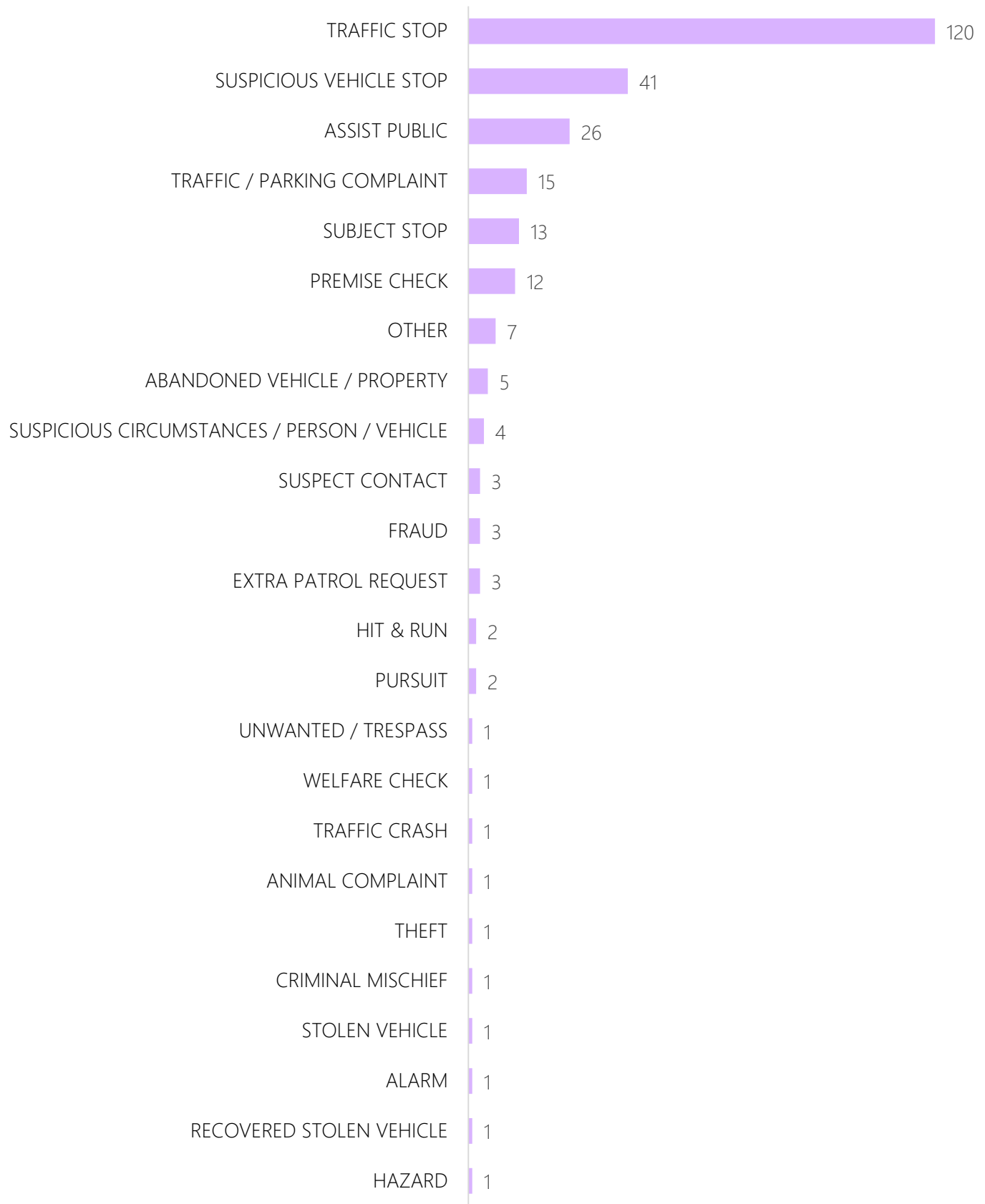
Priority 1 & 2 Calls

137 calls

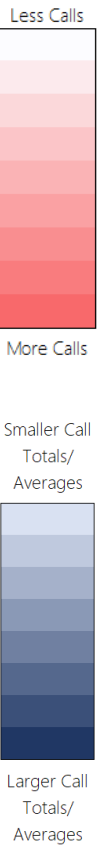
Dispatched Call Types



Self-Initiated Call Types

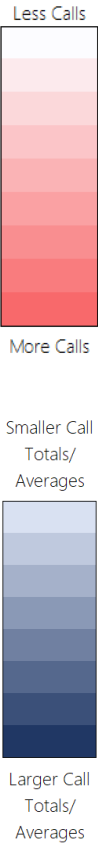


Dispatched Call Types	2020							2021					Rolling Monthly Average
	Jun	Jul	Aug	Sep	Oct	Nov	Dec	Jan	Feb	Mar	Apr	May	
ABANDONED VEHICLE / PROPERTY	18	14	20	16	10	10	6	7	7	10	18	16	12.7
ALARM (2nd)	45	53	49	48	55	60	38	48	69	49	49	63	52.2
ANIMAL COMPLAINT	18	26	26	11	18	10	18	13	17	21	17	9	17.0
ARSON	0	0	0	1	0	0	0	0	0	0	0	0	0.1
ASSAULT	4	4	7	1	4	2	2	4	7	3	2	3	3.6
ASSIST PUBLIC (4th)	42	62	35	39	44	30	28	31	34	24	31	41	36.8
BEHAVIORAL HEALTH INCIDENT	16	25	11	24	20	27	26	16	35	37	12	16	22.1
BURGLARY	5	3	10	3	10	3	8	3	1	3	0	7	4.7
COVER OFFICER	1	4	4	0	0	1	1	0	1	2	1	1	1.3
CRIMINAL MISCHIEF	21	13	22	18	12	14	16	7	7	6	12	8	13.0
DEATH INVESTIGATION	4	2	4	1	1	4	3	3	2	3	4	2	2.8
DISTURBANCE	6	13	11	8	8	6	7	7	7	4	10	4	7.6
DOMESTIC DISTURBANCE	35	23	27	17	32	22	25	35	32	33	32	39	29.3
DUII	1	4	7	2	5	12	6	4	6	3	6	7	5.3
EXTRA PATROL REQUEST	0	0	5	3	1	3	0	1	0	1	2	3	1.6
FIRE SERVICES	7	5	7	2	10	9	7	3	10	7	5	4	6.3
FRAUD	19	31	29	18	10	18	25	16	22	23	14	19	20.3
HAZARD	3	5	6	5	10	7	9	4	14	5	8	8	7.0
HIT & RUN	9	15	17	9	11	3	12	19	11	9	10	15	11.7
JUVENILE RELATED	24	22	14	12	16	13	18	10	10	10	14	25	15.7
LITTERING	1	3	0	2	0	0	0	1	0	0	0	1	0.7
MARINE PATROL	0	0	1	0	0	0	0	0	0	0	0	1	0.2
MENACING	0	0	1	2	3	0	0	0	1	3	1	2	1.1
MINOR IN POSSESSION	1	1	1	0	1	2	0	0	0	0	1	1	0.7
MISSING PERSON	6	1	4	3	2	3	6	7	1	5	4	4	3.8
NOISE COMPLAINT	21	16	15	13	12	7	3	15	9	6	13	12	11.8
OTHER	2	4	0	0	0	0	2	0	0	1	2	0	0.9
OVERDOSE	2	1	0	1	0	0	1	2	1	4	1	0	1.1
PREMISE CHECK	0	0	0	0	0	0	0	0	1	0	1	0	0.2
PROMISCUOUS SHOOTING	0	0	3	0	1	1	0	1	4	0	0	0	0.8
PROWLER	1	1	0	0	2	0	0	0	0	0	0	1	0.4
RECOVERED STOLEN VEHICLE	3	2	1	1	1	2	1	3	1	0	0	0	1.3
ROBBERY	1	1	0	1	2	0	0	1	0	0	0	0	0.5
SEX CRIMES	0	4	3	1	4	2	4	0	1	1	2	1	1.9
SHOOTING	0	0	1	0	0	0	1	0	0	0	1	0	0.3
STOLEN VEHICLE	8	11	10	11	6	7	7	8	7	7	1	6	7.4
SUICIDE THREAT / ATTEMPT	10	11	14	13	9	13	9	13	6	8	13	18	11.4
SUSPECT CONTACT	3	1	0	1	1	2	0	0	0	0	0	0	0.7
SUSPICIOUS CIRCUMSTANCES / PERSON / VEHICLE (1st)	87	107	82	106	85	70	77	68	74	78	88	91	84.4
THEFT (3rd)	51	64	48	57	49	39	47	46	46	37	46	23	46.1
THREAT/HARASSMENT	32	23	21	20	18	23	20	16	21	20	17	26	21.4
TRAFFIC / PARKING COMPLAINT	18	26	22	15	21	27	18	19	16	30	35	19	22.2
TRAFFIC CRASH	13	15	14	8	12	15	17	9	10	14	15	22	13.7
TRAFFIC STOP	0	1	0	0	0	0	0	0	0	0	0	0	0.1
UNWANTED / TRESPASS	23	27	24	19	13	25	27	23	26	30	17	20	22.8
VICE COMPLAINT	7	4	0	5	5	3	4	0	3	5	7	4	3.9
VIOL. RESTRAINING ORDER	2	6	7	6	8	4	5	1	0	3	3	1	3.8
WARRANT SERVICE	0	1	0	2	0	1	0	1	0	0	1	1	0.6
WELFARE CHECK (5th)	40	58	50	20	37	27	22	28	42	45	31	28	35.7
GRAND TOTAL	610	713	633	545	569	527	526	493	562	550	547	572	570.6



*Top 5 dispatched call types in last 12 months in red

Self-Initiated Call Types	2020							2021					Rolling Monthly Average
	Jun	Jul	Aug	Sep	Oct	Nov	Dec	Jan	Feb	Mar	Apr	May	
ABANDONED VEHICLE / PROPERTY	1	4	5	7	5	9	6	2	5	4	4	5	4.8
ALARM	0	0	0	0	1	0	0	2	0	1	1	1	0.5
ANIMAL COMPLAINT	4	4	3	4	2	2	2	1	3	1	0	1	2.3
ASSAULT	0	0	0	0	0	0	0	1	0	0	0	0	0.1
ASSIST PUBLIC (4th)	26	16	33	28	21	24	22	21	16	20	27	26	23.3
BEHAVIORAL HEALTH INCIDENT	0	0	0	0	1	1	0	0	2	0	1	0	0.4
BURGLARY	0	0	0	0	0	0	0	1	0	0	0	0	0.1
CRIMINAL MISCHIEF	0	1	1	4	0	1	0	0	0	0	1	1	0.8
DEATH INVESTIGATION	0	0	0	0	1	0	0	0	0	0	0	0	0.1
DISTURBANCE	0	0	0	0	1	0	1	0	0	0	0	0	0.2
DOMESTIC DISTURBANCE	0	0	0	0	0	0	1	1	1	0	0	0	0.3
DUII	0	0	1	0	0	0	0	0	0	0	0	0	0.1
EXTRA PATROL REQUEST	2	3	3	0	0	7	0	1	1	1	0	3	1.8
FIRE SERVICES	0	0	0	0	0	1	0	1	0	0	0	0	0.2
FRAUD	2	2	3	3	1	0	0	2	2	2	0	3	1.7
HAZARD	1	3	3	4	1	5	2	4	19	4	2	1	4.1
HIT & RUN	0	0	0	1	0	0	0	0	0	0	0	2	0.3
JUVENILE RELATED	0	0	1	4	0	0	0	1	0	1	0	0	0.6
K9 REQUEST	0	1	1	0	0	0	0	2	1	0	0	0	0.4
MISSING PERSON	0	0	0	1	1	0	0	0	0	0	0	0	0.2
NOISE COMPLAINT	0	1	0	0	0	0	0	0	1	0	0	0	0.2
OTHER	5	1	2	8	2	6	2	4	2	12	13	7	5.3
PREMISE CHECK (3rd)	99	98	38	34	26	33	51	47	12	13	13	12	39.7
PURSUIT	0	0	1	0	0	0	0	1	0	1	2	2	0.6
RECOVERED STOLEN VEHICLE	0	1	0	1	0	1	3	1	0	1	3	1	1.0
SEX CRIMES	1	0	1	0	0	0	1	0	0	0	0	0	0.3
STOLEN VEHICLE	1	0	0	1	0	0	1	0	0	0	0	1	0.3
SUBJECT STOP (5th)	34	28	29	22	22	7	14	20	12	13	10	13	18.7
SUICIDE THREAT / ATTEMPT	0	0	0	0	0	1	0	0	0	0	0	0	0.1
SUSPECT CONTACT	3	4	4	1	0	3	0	3	1	1	2	3	2.1
SUSPICIOUS CIRCUMSTANCES / PERSON / VEHICLE	10	19	13	8	6	6	4	7	5	1	4	4	7.3
SUSPICIOUS VEHICLE STOP (2nd)	58	103	78	75	94	96	83	84	51	75	39	41	73.1
THEFT	3	2	1	2	1	0	1	1	1	0	0	1	1.1
THREAT/HARASSMENT	0	0	0	0	1	0	1	0	0	0	0	0	0.2
TRAFFIC / PARKING COMPLAINT	9	10	15	16	10	11	6	10	7	18	16	15	11.9
TRAFFIC CRASH	1	2	0	1	1	2	2	0	0	2	1	1	1.1
TRAFFIC STOP (1st)	121	187	199	146	154	155	152	184	143	191	244	120	166.3
UNWANTED / TRESPASS	1	0	0	0	0	1	0	0	0	1	0	1	0.3
VICE COMPLAINT	0	0	1	0	0	0	0	0	0	0	0	0	0.1
VIOL. RESTRAINING ORDER	0	0	0	0	1	0	0	0	0	0	0	0	0.1
WARRANT SERVICE	3	1	1	0	1	1	0	0	0	2	1	0	0.8
WELFARE CHECK	3	1	0	0	1	3	0	1	2	0	2	1	1.2
GRAND TOTAL	388	492	437	371	355	376	355	403	287	365	386	266	373.4
4,481													



*Top 5 dispatched call types in last 12 months in red

Dispatched Call Types

Dispatched Call Type	May		% Difference
	2020	2021	
TRAFFIC CRASH	8	22	175%
BURGLARY	3	7	133%
SUICIDE THREAT / ATTEMPT	8	18	125%
HAZARD	4	8	100%
MENACING	1	2	100%
VICE COMPLAINT	2	4	100%
DUII	4	7	75%
JUVENILE RELATED	15	25	67%
ASSAULT	2	3	50%
EXTRA PATROL REQUEST	2	3	50%
ABANDONED VEHICLE / PROPERTY	11	16	45%
DOMESTIC DISTURBANCE	31	39	26%
HIT & RUN	12	15	25%
THREAT/HARASSMENT	22	26	18%
ALARM	55	63	15%
ASSIST PUBLIC	38	41	8%
BEHAVIORAL HEALTH INCIDENT	16	16	0%
COVER OFFICER	1	1	0%
FRAUD	19	19	0%
LITTERING	1	1	0%
MINOR IN POSSESSION	1	1	0%
PROWLER	1	1	0%
SEX CRIMES	1	1	0%
SUSPICIOUS CIRCUMSTANCES / PERSON / VEHICLE	96	91	-5%
UNWANTED / TRESPASS	22	20	-9%
MISSING PERSON	5	4	-20%
TRAFFIC / PARKING COMPLAINT	24	19	-21%
WELFARE CHECK	40	28	-30%
FIRE SERVICES	6	4	-33%
NOISE COMPLAINT	20	12	-40%
DISTURBANCE	7	4	-43%
CRIMINAL MISCHIEF	16	8	-50%
DEATH INVESTIGATION	4	2	-50%
WARRANT SERVICE	2	1	-50%
ANIMAL COMPLAINT	26	9	-65%
THEFT	67	23	-66%
STOLEN VEHICLE	18	6	-67%
VIOL. RESTRAINING ORDER	6	1	-83%
OTHER	2	0	-100%
PREMISE CHECK	1	0	-100%
PROMISCUOUS SHOOTING	3	0	-100%
RECOVERED STOLEN VEHICLE	5	0	-100%
ROBBERY	1	0	-100%
SUBJECT STOP	1	0	-100%
SUSPECT CONTACT	4	0	-100%
MARINE PATROL	0	1	NC
Grand Total	634	572	-10%

Increase

Decrease

NC = Not Calculable. A percentage difference is not calculable when the older value equals 0, as the newer value cannot divide into 0.

Self-Initiated Call Types

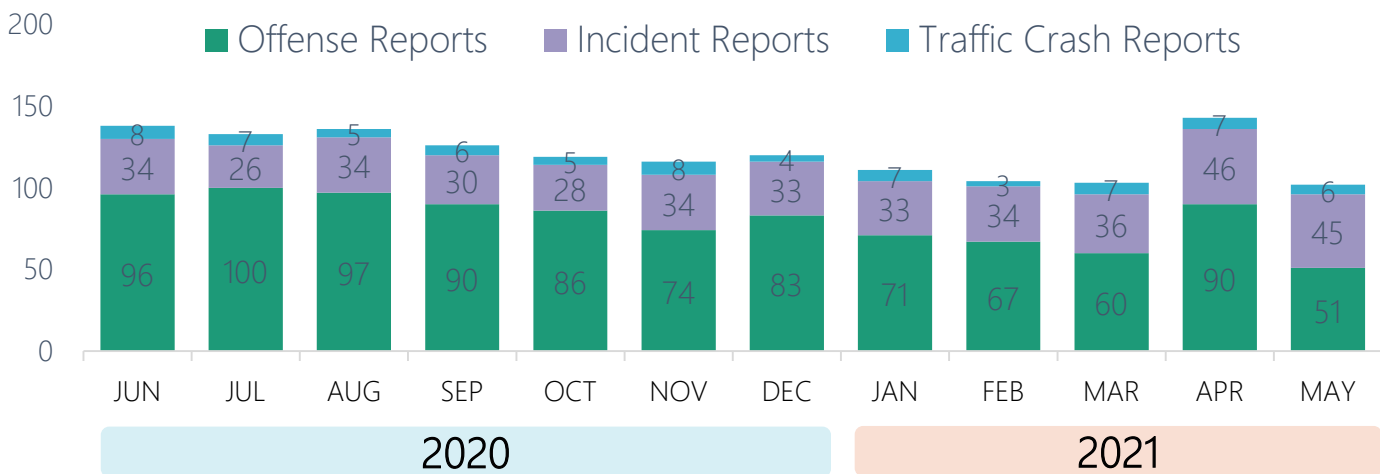
Self-Initiated Call Type	May		% Difference
	2020	2021	
SUSPECT CONTACT	1	3	200%
OTHER	4	7	75%
ABANDONED VEHICLE / PROPERTY	3	5	67%
ASSIST PUBLIC	16	26	63%
TRAFFIC / PARKING COMPLAINT	11	15	36%
CRIMINAL MISCHIEF	1	1	No Change
STOLEN VEHICLE	1	1	No Change
TRAFFIC CRASH	1	1	No Change
UNWANTED / TRESPASS	1	1	No Change
WELFARE CHECK	1	1	No Change
SUSPICIOUS VEHICLE STOP	51	41	-20%
EXTRA PATROL REQUEST	4	3	-25%
TRAFFIC STOP	183	120	-34%
SUBJECT STOP	21	13	-38%
THEFT	2	1	-50%
RECOVERED STOLEN VEHICLE	3	1	-67%
PREMISE CHECK	56	12	-79%
ANIMAL COMPLAINT	5	1	-80%
SUSPICIOUS CIRCUMSTANCES / PERSON / VEHICLE	21	4	-81%
FIRE SERVICES	2	0	-100%
K9 REQUEST	1	0	-100%
SUICIDE THREAT / ATTEMPT	1	0	-100%
ALARM	0	1	NC
FRAUD	0	3	NC
HAZARD	0	1	NC
HIT & RUN	0	2	NC
PURSUIT	0	2	NC
Grand Total	390	266	-32%

Increase

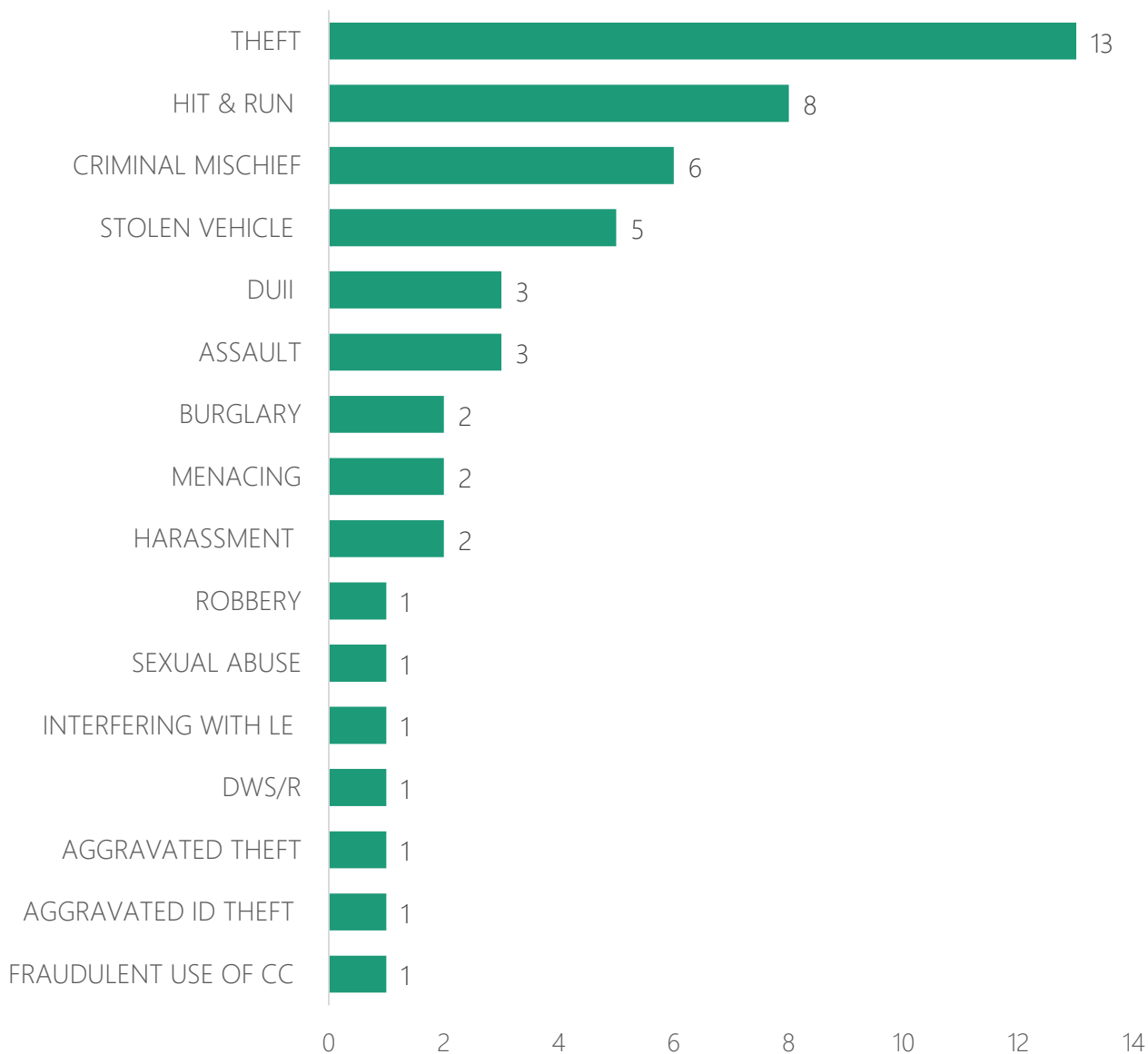
Decrease

NC = Not Calculable. A percentage difference is not calculable when the older value equals 0, as the newer value cannot divide into 0.

Monthly Reports Written

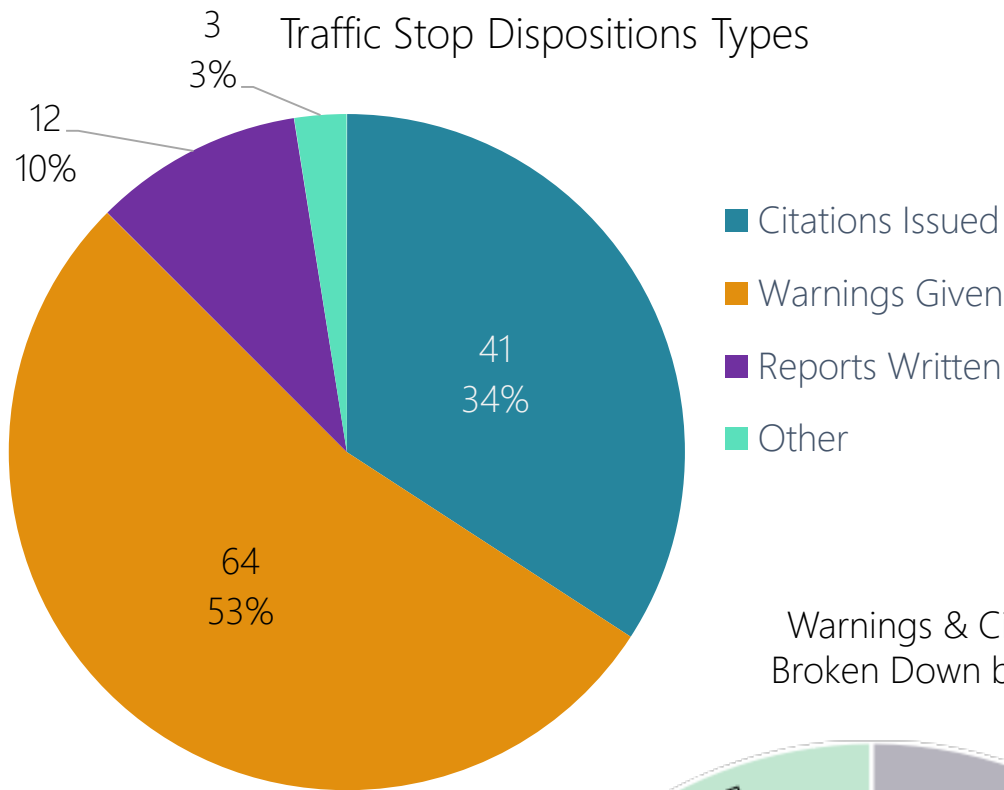


Offense Reports Written Breakdown by Top Charge

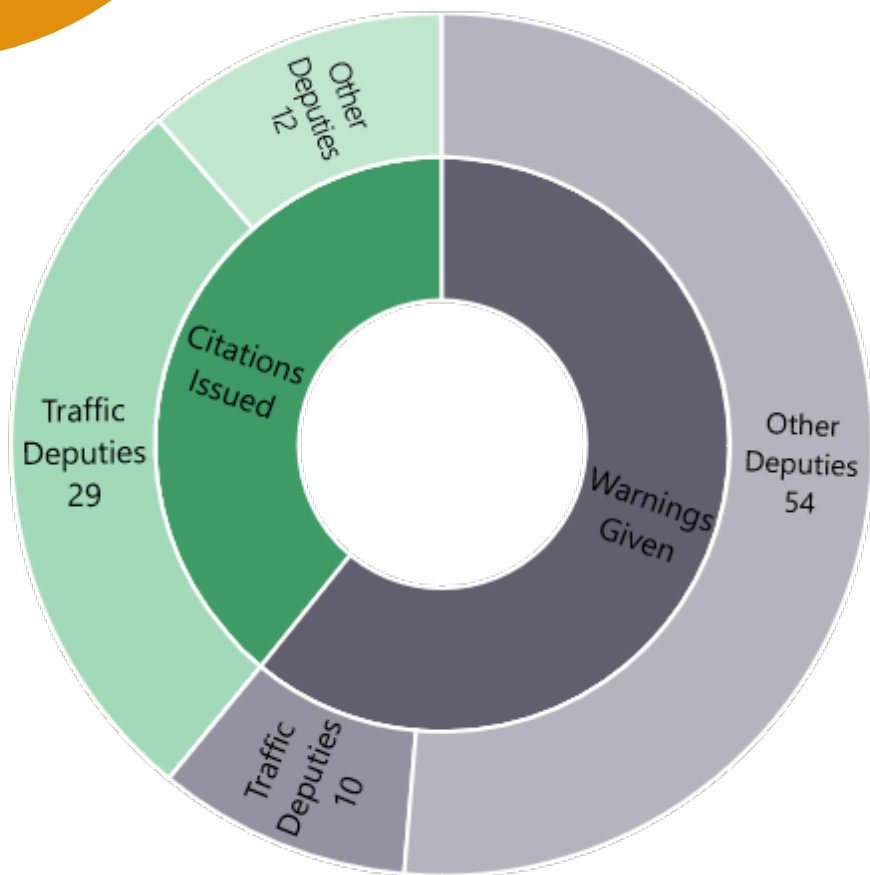


In May 2021, **120** traffic stops were made within the city limits, resulting in **41** citations issued, **64** warnings given, and **12** offense/incident reports created. Of the **41** citations issued, **55** violations were included (see next slide).

Traffic Stop Dispositions Types

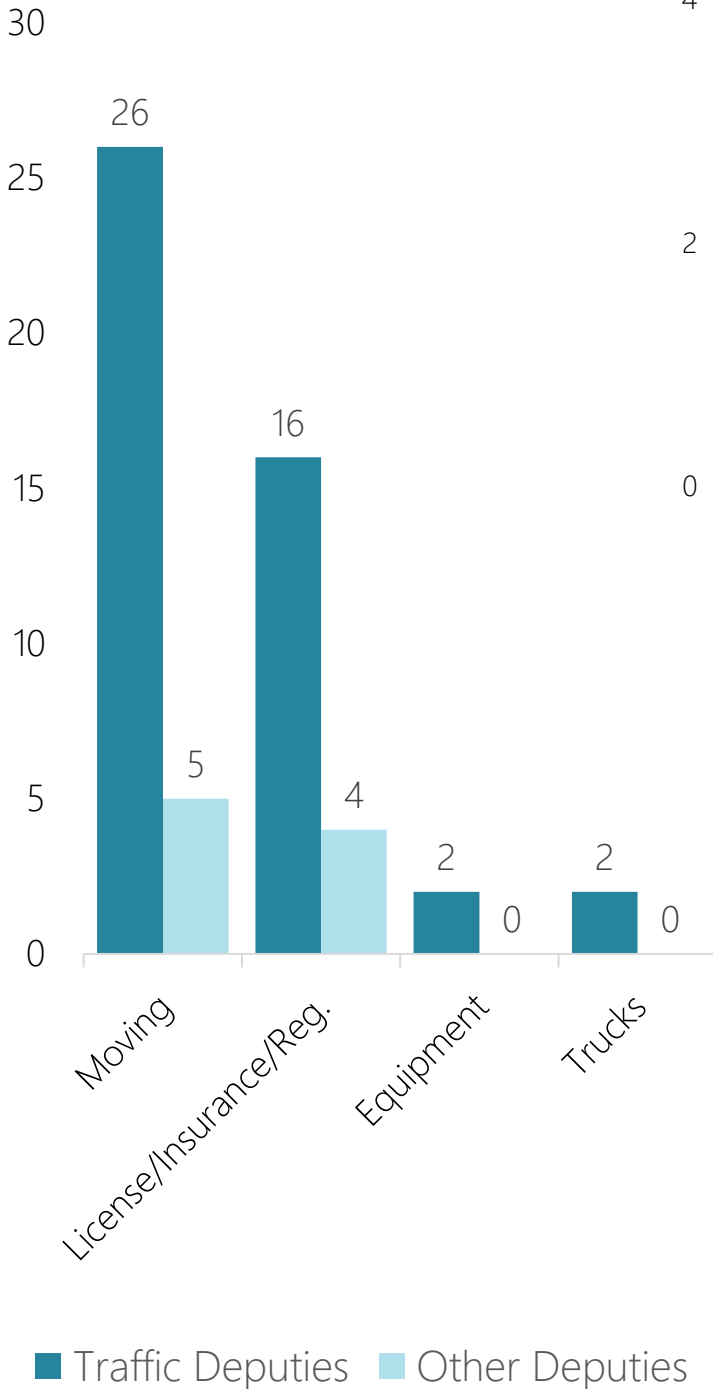


Warnings & Citations Issued Broken Down by Deputy Type

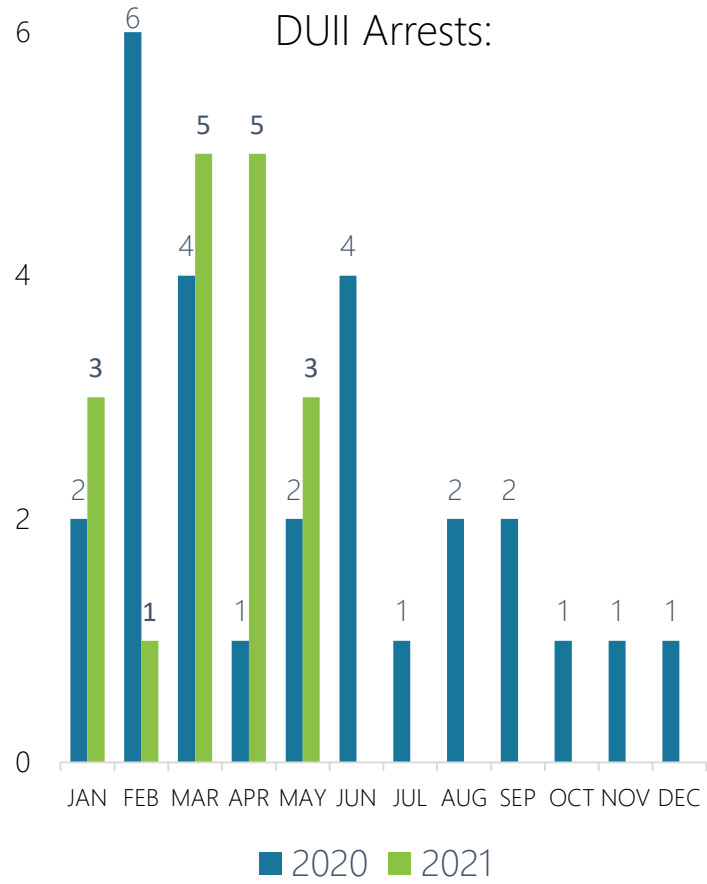


Citation Types Issued:

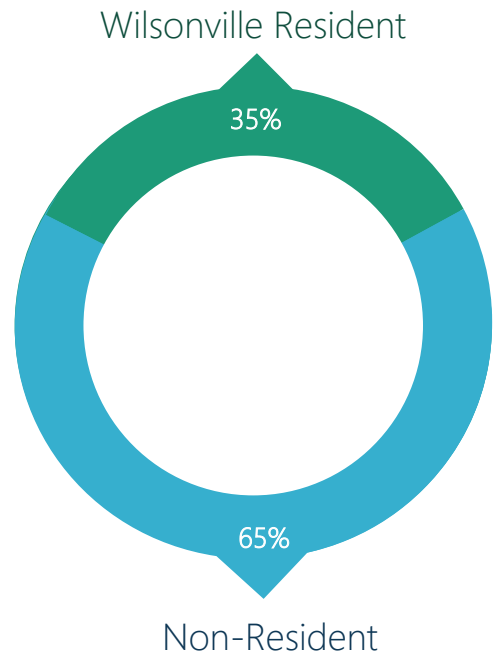
Of the 41 citations issued, 55 violations were included in the following types:



DUII Arrests:



Driver's Residency of Traffic Stop Subject (according to DL):



Map of Traffic Crash Reports

Map #	Case	Date	Address
1	21-009236	May 05	SW 95TH AVE & SW COMMERCE CIR
2	21-009809	May 12	SW WILSONVILLE RD & SW TOWN CENTER LP E
3	21-010000	May 14	SW WILSONVILLE RD & SW KOLBE LN
4	21-010323	May 18	SW BOONES FERRY RD & SW WILSONVILLE RD
5	21-010474	May 20	SW WILSONVILLE RD & I-5
6	21-011008	May 27	SW TOWN CENTER LOOP W & SW WILSONVILLE RD

