



City of Wilsonville Police

September 2021

BACK TO SCHOOL



September 8th marked the return of students to Wilsonville schools. Our School Resource Officer, Deputy Zach Keirsey, was on hand to help welcome them back. He looks forward to joining various activities with students and staff throughout the year.

Although Keirsey's office is located inside Wilsonville High, he will be responsible for all of the schools within the City of Wilsonville, and making the rounds.



Over recent months, we've seen a slight uptick in the number of vehicles stolen out of Wilsonville. Some of the contributing factors have been unlocked doors or the presence of vehicle keys. Whether the keys were left in an ignition, under a seat, in the center console, or tucked into a wallet or purse inside the vehicle, they were present. Suspect information has been limited, but with some indication several may be connected to a group operating in multiple area-counties.

We encourage anyone with useful information to contact our tip line at 503-723-4949.

HEY, YOU'RE NEW AROUND HERE



Justin Bieker



Dan Blair



Robby Nashif



Chris O'Connor

During September, deputies Justin Bieker and Chris O'Connor joined our Wilsonville staff, and we welcomed returning deputies Dan Blair and Robby Nashif. Rotating back into the County were deputies Matt Bigoni, Gabby Snedecor, and Ben Toops.



Students from a local school stopped in to meet police and complete a class assignment. Chief Rob Wurpes was happy to join them for a picture in our lobby.

WILSONVILLE
MONTHLY ACTIVITY REPORT
September 2021

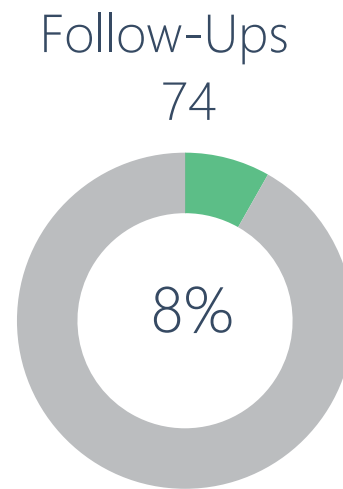
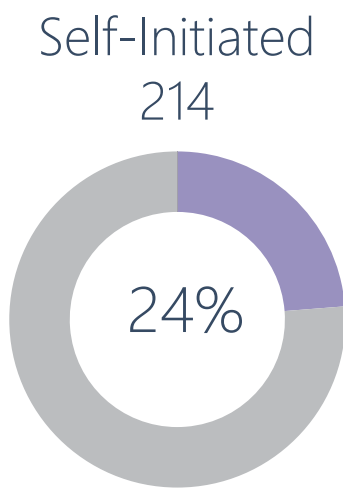
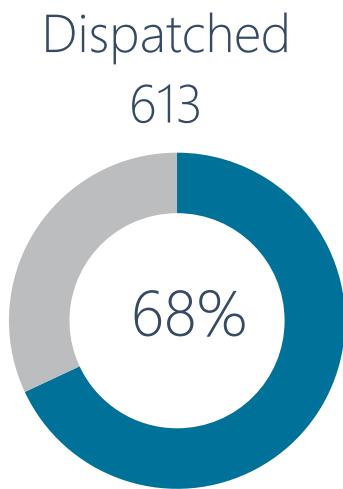
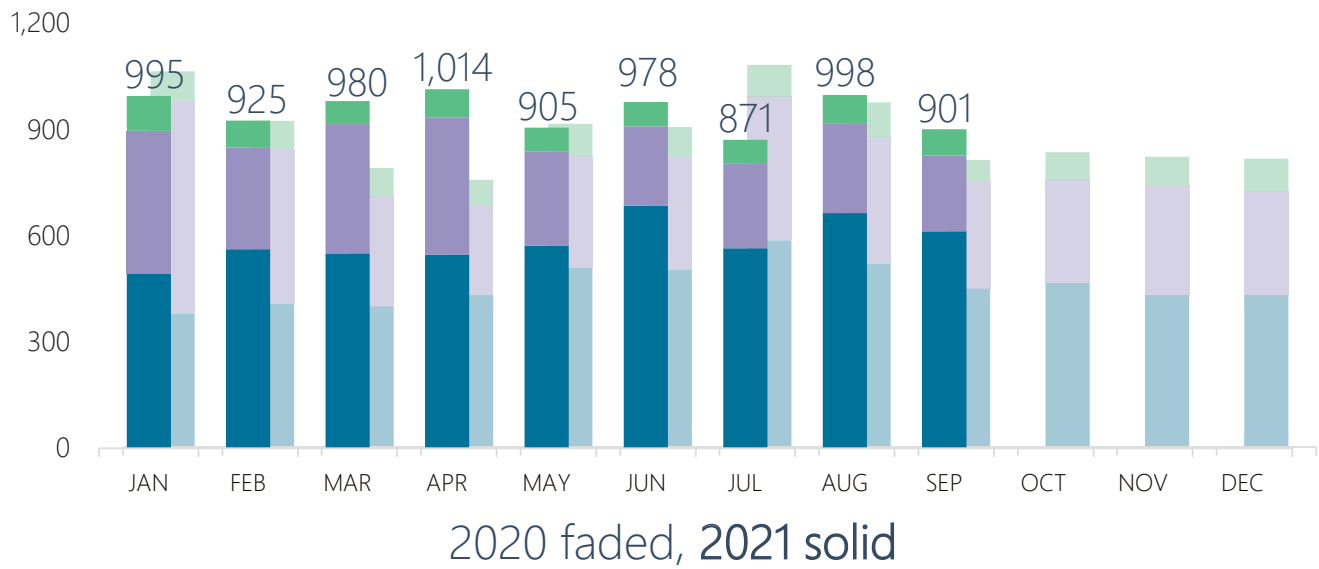


CITY OF WILSONVILLE POLICE DEPARTMENT
30000 SW Town Center Loop
Wilsonville, OR 97070

In Partnership with



**Clackamas County
Sheriff's Office**



20.4

Daily Average Calls

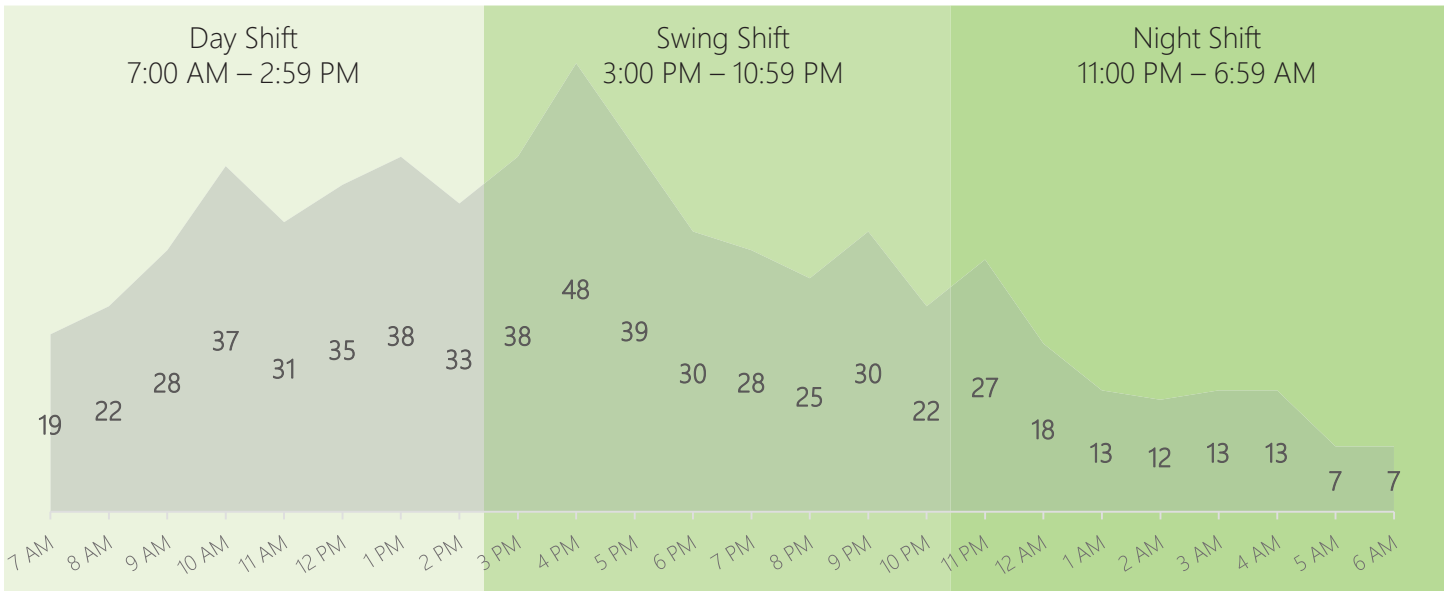
7.1

2.5

Median Hold & Response Times for Dispatched Calls

Duration Type	All Calls	Priority 1 & 2 Calls
Hold Duration (Input to Dispatch)	4:01	2:29
Response Duration (Dispatch to Arrival)	6:33	5:57

Dispatched Calls for Service Breakdown by Hour of Day & Shift Time Groupings
(not actual breakdown of Wilsonville PD shift schedules)



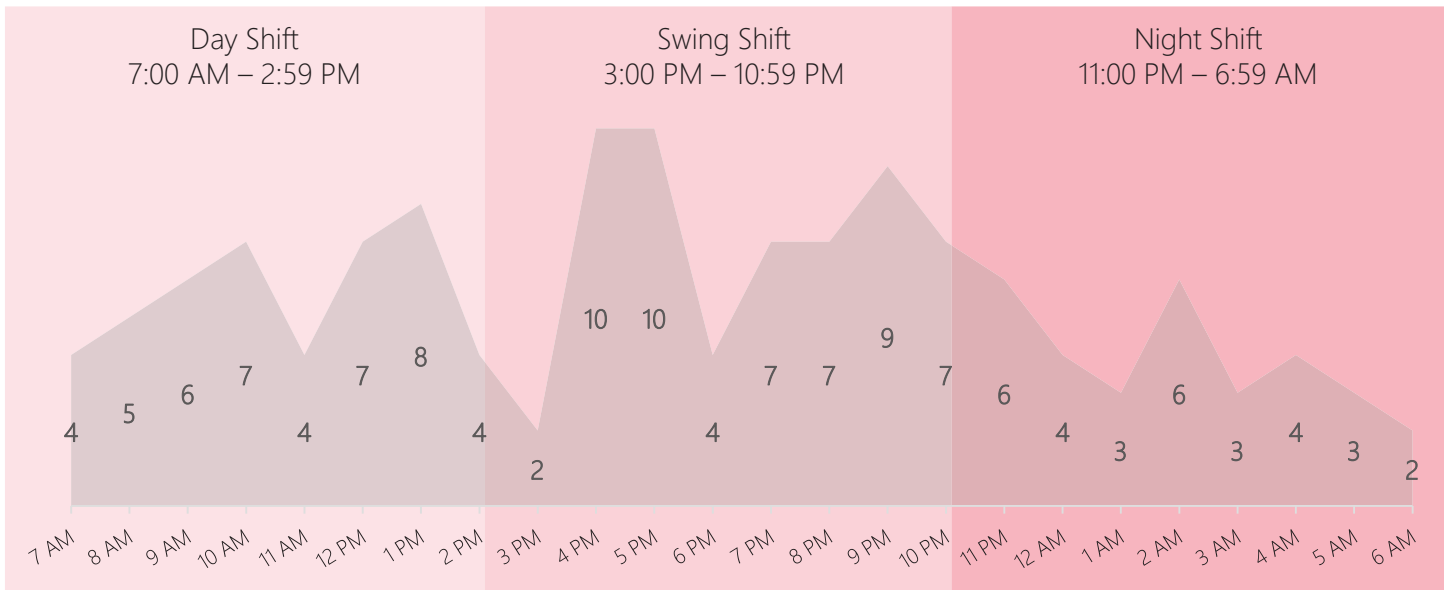
40%

42%

18%

All Calls

613 calls



35%

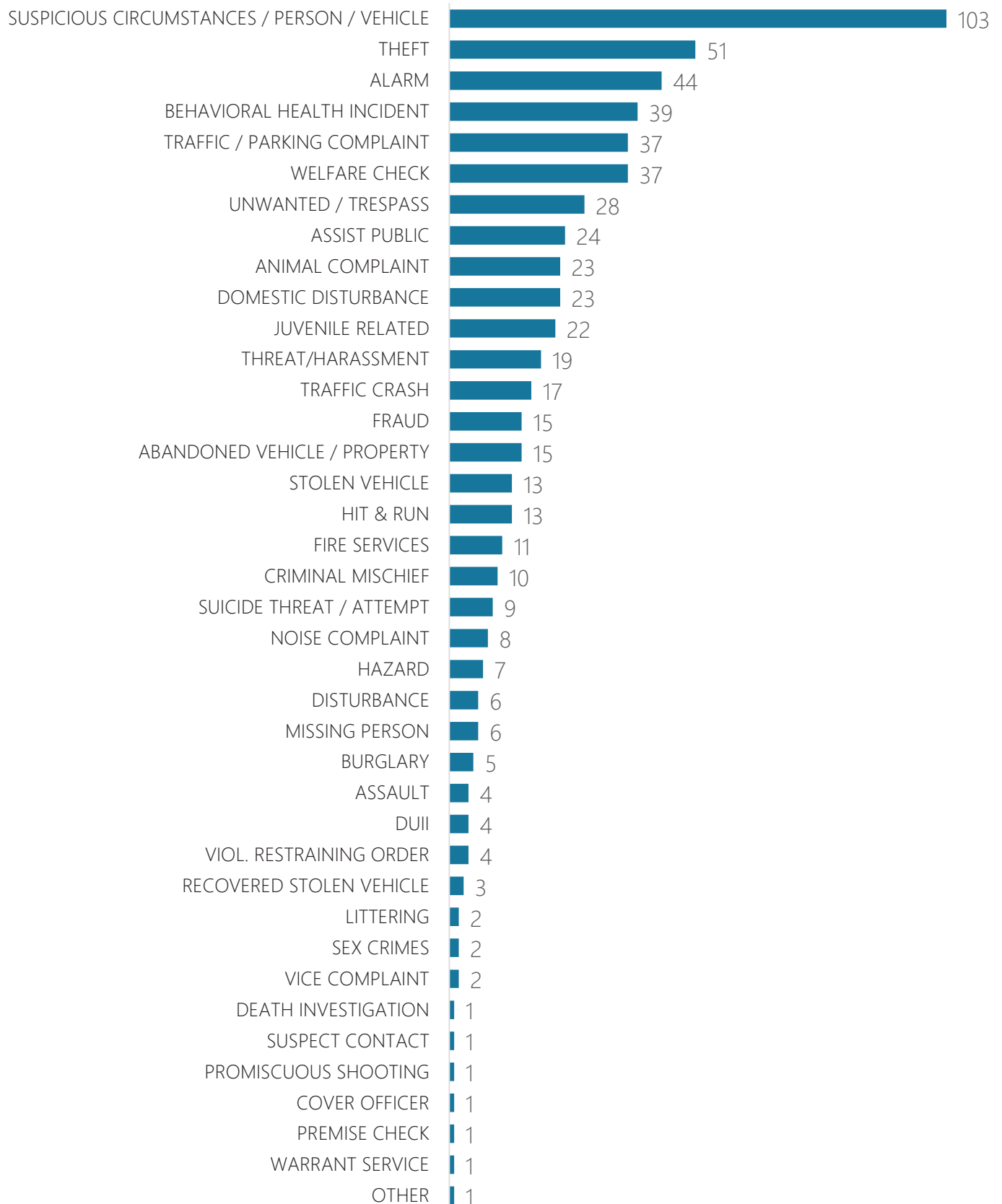
49%

17%

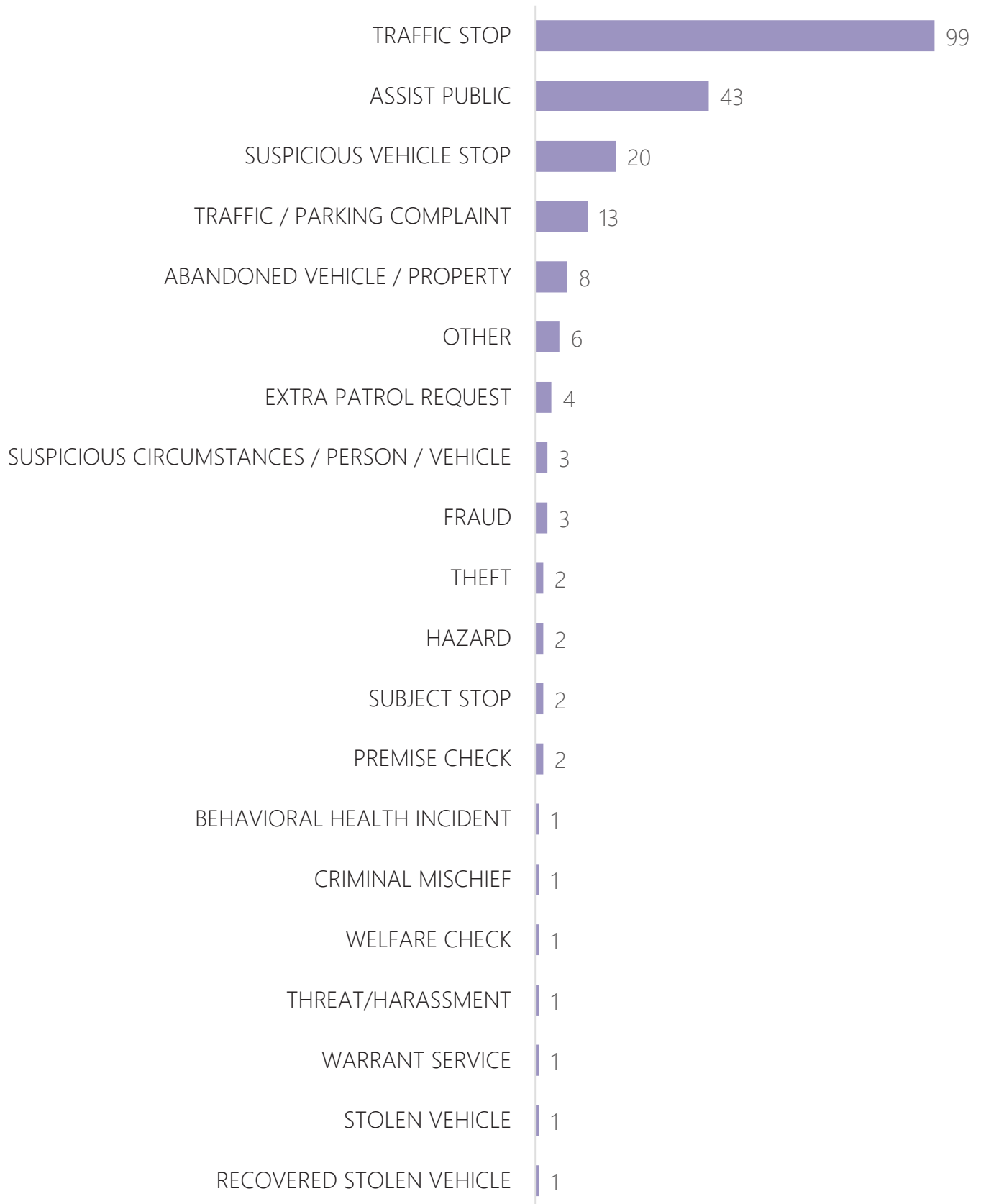
Priority 1 & 2 Calls

132 calls

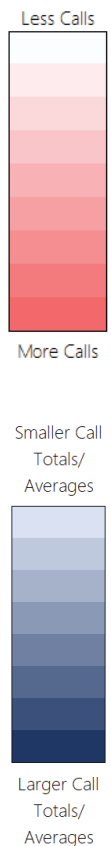
Dispatched Call Types



Self-Initiated Call Types

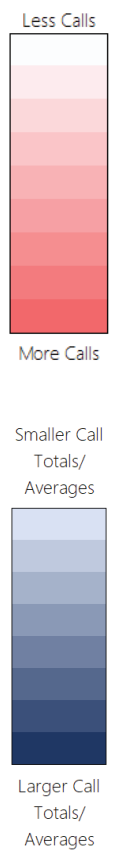


Dispatched Call Types	2020			2021									Rolling Monthly Average
	Oct	Nov	Dec	Jan	Feb	Mar	Apr	May	Jun	Jul	Aug	Sep	
ABANDONED VEHICLE / PROPERTY	10	10	6	7	7	10	18	16	12	8	9	15	10.7
ALARM (2nd)	55	60	38	48	69	49	49	63	83	54	45	44	54.8
ANIMAL COMPLAINT	18	10	18	13	17	21	17	9	35	24	24	23	19.1
ASSAULT	4	2	2	4	7	3	2	3	13	0	9	4	4.4
ASSIST PUBLIC (4th)	44	30	28	31	34	24	31	41	44	38	41	24	34.2
BEHAVIORAL HEALTH INCIDENT	20	27	26	16	35	37	12	16	23	26	40	39	26.4
BURGLARY	10	3	8	3	1	3	0	7	6	10	7	5	5.3
COVER OFFICER	0	1	1	0	1	2	1	1	1	2	2	1	1.1
CRIMINAL MISCHIEF	12	14	16	7	7	6	12	8	19	13	8	10	11.0
DEATH INVESTIGATION	1	4	3	3	2	3	4	2	6	3	3	1	2.9
DISTURBANCE	8	6	7	7	7	4	10	4	9	4	8	6	6.7
DOMESTIC DISTURBANCE	32	22	25	35	32	33	32	39	29	23	32	23	29.8
DUII	5	12	6	4	6	3	6	7	5	7	4	4	5.8
EXTRA PATROL REQUEST	1	3	0	1	0	1	2	3	2	0	2	0	1.3
FIRE SERVICES	10	9	7	3	10	7	5	4	11	10	6	11	7.8
FRAUD	10	18	25	16	22	23	14	19	18	10	22	15	17.7
HAZARD	10	7	9	4	14	5	8	8	8	5	9	7	7.8
HIT & RUN	11	3	12	19	11	9	10	15	14	15	12	13	12.0
JUVENILE RELATED	16	13	18	10	10	10	14	25	21	12	15	22	15.5
LITTERING	0	0	0	1	0	0	0	1	1	1	0	2	0.5
MARINE PATROL	0	0	0	0	0	0	0	1	2	1	0	0	0.3
MARINE RESCUE	0	0	0	0	0	0	0	0	0	1	0	0	0.1
MENACING	3	0	0	0	1	3	1	2	1	1	1	0	1.1
MINOR IN POSSESSION	1	2	0	0	0	0	1	1	3	1	3	0	1.0
MISSING PERSON	2	3	6	7	1	5	4	4	1	3	2	6	3.7
NOISE COMPLAINT	12	7	3	15	9	6	13	12	10	15	16	8	10.5
OTHER	0	0	2	0	0	1	2	0	1	0	2	1	0.8
OVERDOSE	0	0	1	2	1	4	1	0	1	0	1	0	0.9
PREMISE CHECK	0	0	0	0	1	0	1	0	3	0	1	1	0.6
PROMISCUOUS SHOOTING	1	1	0	1	4	0	0	0	3	0	0	1	0.9
PROWLER	2	0	0	0	0	0	0	1	1	2	0	0	0.5
RECOVERED STOLEN VEHICLE	1	2	1	3	1	0	0	0	3	2	0	3	1.3
ROBBERY	2	0	0	1	0	0	0	0	1	0	0	0	0.3
SEX CRIMES	4	2	4	0	1	1	2	1	2	3	3	2	2.1
SHOOTING	0	0	1	0	0	0	1	0	0	0	0	0	0.1
STOLEN VEHICLE	6	7	7	8	7	7	1	6	11	2	15	13	7.5
SUICIDE THREAT / ATTEMPT	9	13	9	13	6	8	13	18	12	17	8	9	11.3
SUSPECT CONTACT	1	2	0	0	0	0	0	0	1	1	1	1	0.6
SUSPICIOUS CIRCUMSTANCES / PERSON / VEHICLE (1st)	85	70	77	68	74	78	88	91	89	78	78	103	81.6
THEFT (3rd)	49	39	47	46	46	37	46	23	39	38	70	51	44.3
THREAT/HARASSMENT	18	23	20	16	21	20	17	26	18	24	31	19	21.1
TRAFFIC / PARKING COMPLAINT	21	27	18	19	16	30	35	19	31	41	41	37	27.9
TRAFFIC CRASH	12	15	17	9	10	14	15	22	10	14	16	17	14.3
UNWANTED / TRESPASS	13	25	27	23	26	30	17	20	20	22	34	28	23.8
VICE COMPLAINT	5	3	4	0	3	5	7	4	3	3	3	2	3.5
VIOL. RESTRAINING ORDER	8	4	5	1	0	3	3	1	3	2	3	4	3.1
WARRANT SERVICE	0	1	0	1	0	0	1	1	3	1	2	1	0.9
WELFARE CHECK (5th)	37	27	22	28	42	45	31	28	53	28	35	37	34.4
Grand Total	569	527	526	493	562	550	547	572	685	565	664	613	572.8



*Top 5 dispatched call types in last 12 months in red

Self-Initiated Call Types	2020				2021								Rolling Monthly Average
	Sep	Oct	Nov	Dec	Jan	Feb	Mar	Apr	May	Jun	Jul	Aug	
ABANDONED VEHICLE / PROPERTY	5	9	6	2	5	4	4	5	10	6	10	8	6.2
ALARM	1	0	0	2	0	1	1	1	1	2	0	0	0.8
ANIMAL COMPLAINT	2	2	2	1	3	1	0	1	1	0	2	0	1.3
ASSAULT	0	0	0	1	0	0	0	0	0	0	0	0	0.1
ASSIST PUBLIC (3rd)	21	24	22	21	16	20	27	26	28	26	30	43	25.3
BEHAVIORAL HEALTH INCIDENT	1	1	0	0	2	0	1	0	0	0	1	1	0.6
BURGLARY	0	0	0	1	0	0	0	0	0	0	0	0	0.1
CRIMINAL MISCHIEF	0	1	0	0	0	0	1	1	0	0	1	1	0.4
DEATH INVESTIGATION	1	0	0	0	0	0	0	0	0	0	0	0	0.1
DISTURBANCE	1	0	1	0	0	0	0	0	0	0	0	0	0.2
DOMESTIC DISTURBANCE	0	0	1	1	1	0	0	0	1	1	1	0	0.5
DUII	0	0	0	0	0	0	0	0	1	0	0	0	0.1
EXTRA PATROL REQUEST	0	7	0	1	1	1	0	3	2	0	0	4	1.6
FIRE SERVICES	0	1	0	1	0	0	0	0	0	0	0	0	0.2
FRAUD	1	0	0	2	2	2	0	3	0	3	0	3	1.3
HAZARD	1	5	2	4	19	4	2	1	1	1	4	2	3.8
HIT & RUN	0	0	0	0	0	0	0	2	0	1	1	0	0.3
JUVENILE RELATED	0	0	0	1	0	1	0	0	0	0	1	0	0.3
K9 REQUEST	0	0	0	2	1	0	0	0	0	0	0	0	0.3
MISSING PERSON	1	0	0	0	0	0	0	0	0	0	0	0	0.1
NOISE COMPLAINT	0	0	0	0	1	0	0	0	0	1	0	0	0.2
OTHER	2	6	2	4	2	12	13	7	2	5	2	6	5.3
PREMISE CHECK (4th)	26	33	51	47	12	13	13	12	8	8	8	2	19.4
PURSUIT	0	0	0	1	0	1	2	2	2	2	1	0	0.9
RECOVERED STOLEN VEHICLE	0	1	3	1	0	1	3	1	0	0	0	1	0.9
SEX CRIMES	0	0	1	0	0	0	0	0	0	0	0	0	0.1
STOLEN VEHICLE	0	0	1	0	0	0	0	1	0	0	0	1	0.3
SUBJECT STOP (5th)	22	7	14	20	12	13	10	13	15	13	10	2	12.6
SUICIDE THREAT / ATTEMPT	0	1	0	0	0	0	0	0	0	0	0	0	0.1
SUSPECT CONTACT	0	3	0	3	1	1	2	3	2	1	2	0	1.5
SUSPICIOUS CIRCUMSTANCES / PERSON / VEHICLE	6	6	4	7	5	1	4	4	7	3	3	3	4.4
SUSPICIOUS VEHICLE STOP (2nd)	94	96	83	84	51	75	39	41	48	39	25	20	57.9
THEFT	1	0	1	1	1	0	0	1	1	0	2	2	0.8
THREAT/HARASSMENT	1	0	1	0	0	0	0	0	0	2	0	1	0.4
TRAFFIC / PARKING COMPLAINT	10	11	6	10	7	18	16	15	8	5	12	13	10.9
TRAFFIC CRASH	1	2	2	0	0	2	1	1	1	2	3	0	1.3
TRAFFIC STOP (1st)	154	155	152	184	143	191	244	120	84	115	130	99	147.6
UNWANTED / TRESPASS	0	1	0	0	0	1	0	1	0	0	0	0	0.3
VICE COMPLAINT	0	0	0	0	0	0	0	0	0	1	0	0	0.1
VIOL. RESTRAINING ORDER	1	0	0	0	0	0	0	0	0	0	0	0	0.1
WARRANT SERVICE	1	1	0	0	0	2	1	0	1	1	2	1	0.8
WELFARE CHECK	1	3	0	1	2	0	2	1	0	0	1	1	1.0
Grand Total	355	376	355	403	287	365	386	266	224	238	252	214	310.1



*Top 5 dispatched call types in last 12 months in red

Dispatched Call Types

Dispatched Call Type	September		% Difference
	2020	2021	
FIRE SERVICES	2	11	450%
ASSAULT	1	4	300%
RECOVERED STOLEN VEHICLE	1	3	200%
TRAFFIC / PARKING COMPLAINT	15	37	147%
TRAFFIC CRASH	8	17	113%
ANIMAL COMPLAINT	11	23	109%
DUII	2	4	100%
MISSING PERSON	3	6	100%
SEX CRIMES	1	2	100%
WELFARE CHECK	20	37	85%
JUVENILE RELATED	12	22	83%
BURGLARY	3	5	67%
BEHAVIORAL HEALTH INCIDENT	24	39	63%
UNWANTED / TRESPASS	19	28	47%
HIT & RUN	9	13	44%
HAZARD	5	7	40%
DOMESTIC DISTURBANCE	17	23	35%
STOLEN VEHICLE	11	13	18%
DEATH INVESTIGATION	1	1	No Change
LITTERING	2	2	No Change
SUSPECT CONTACT	1	1	No Change
SUSPICIOUS CIRCUMSTANCES / PERSON / VEHICLE	106	103	-3%
THREAT/HARASSMENT	20	19	-5%
ABANDONED VEHICLE / PROPERTY	16	15	-6%
ALARM	48	44	-8%
THEFT	57	51	-11%
FRAUD	18	15	-17%
DISTURBANCE	8	6	-25%
SUICIDE THREAT / ATTEMPT	13	9	-31%
VIOL. RESTRAINING ORDER	6	4	-33%
ASSIST PUBLIC	39	24	-38%
NOISE COMPLAINT	13	8	-38%
CRIMINAL MISCHIEF	18	10	-44%
WARRANT SERVICE	2	1	-50%
VICE COMPLAINT	5	2	-60%
ARSON	1	0	-100%
EXTRA PATROL REQUEST	3	0	-100%
MENACING	2	0	-100%
OVERDOSE	1	0	-100%
ROBBERY	1	0	-100%
COVER OFFICER	0	1	NC
OTHER	0	1	NC
PREMISE CHECK	0	1	NC
PROMISCUOUS SHOOTING	0	1	NC
Grand Total	545	613	12%

Increase

Decrease

NC = Not Calculable. A percentage difference is not calculable when the older value equals 0, as the newer value cannot divide into 0.

Self-Initiated Call Types

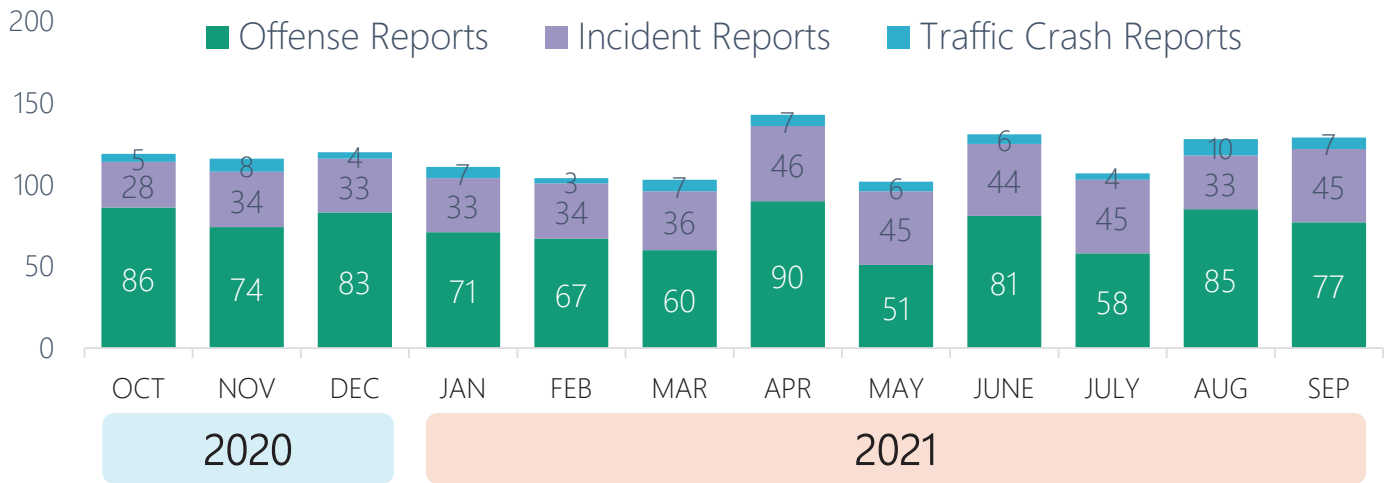
Self-Initiated Call Type	September		% Difference
	2020	2021	
ASSIST PUBLIC	28	43	54%
ABANDONED VEHICLE / PROPERTY	7	8	14%
FRAUD	3	3	No Change
RECOVERED STOLEN VEHICLE	1	1	No Change
STOLEN VEHICLE	1	1	No Change
THEFT	2	2	No Change
TRAFFIC / PARKING COMPLAINT	16	13	-19%
OTHER	8	6	-25%
TRAFFIC STOP	146	99	-32%
HAZARD	4	2	-50%
SUSPICIOUS CIRCUMSTANCES / PERSON / VEHICLE	8	3	-63%
SUSPICIOUS VEHICLE STOP	75	20	-73%
CRIMINAL MISCHIEF	4	1	-75%
SUBJECT STOP	22	2	-91%
PREMISE CHECK	34	2	-94%
ANIMAL COMPLAINT	4	0	-100%
HIT & RUN	1	0	-100%
JUVENILE RELATED	4	0	-100%
MISSING PERSON	1	0	-100%
SUSPECT CONTACT	1	0	-100%
TRAFFIC CRASH	1	0	-100%
BEHAVIORAL HEALTH INCIDENT	0	1	NC
EXTRA PATROL REQUEST	0	4	NC
THREAT/HARASSMENT	0	1	NC
WARRANT SERVICE	0	1	NC
WELFARE CHECK	0	1	NC
Grand Total	371	214	-42%

Increase

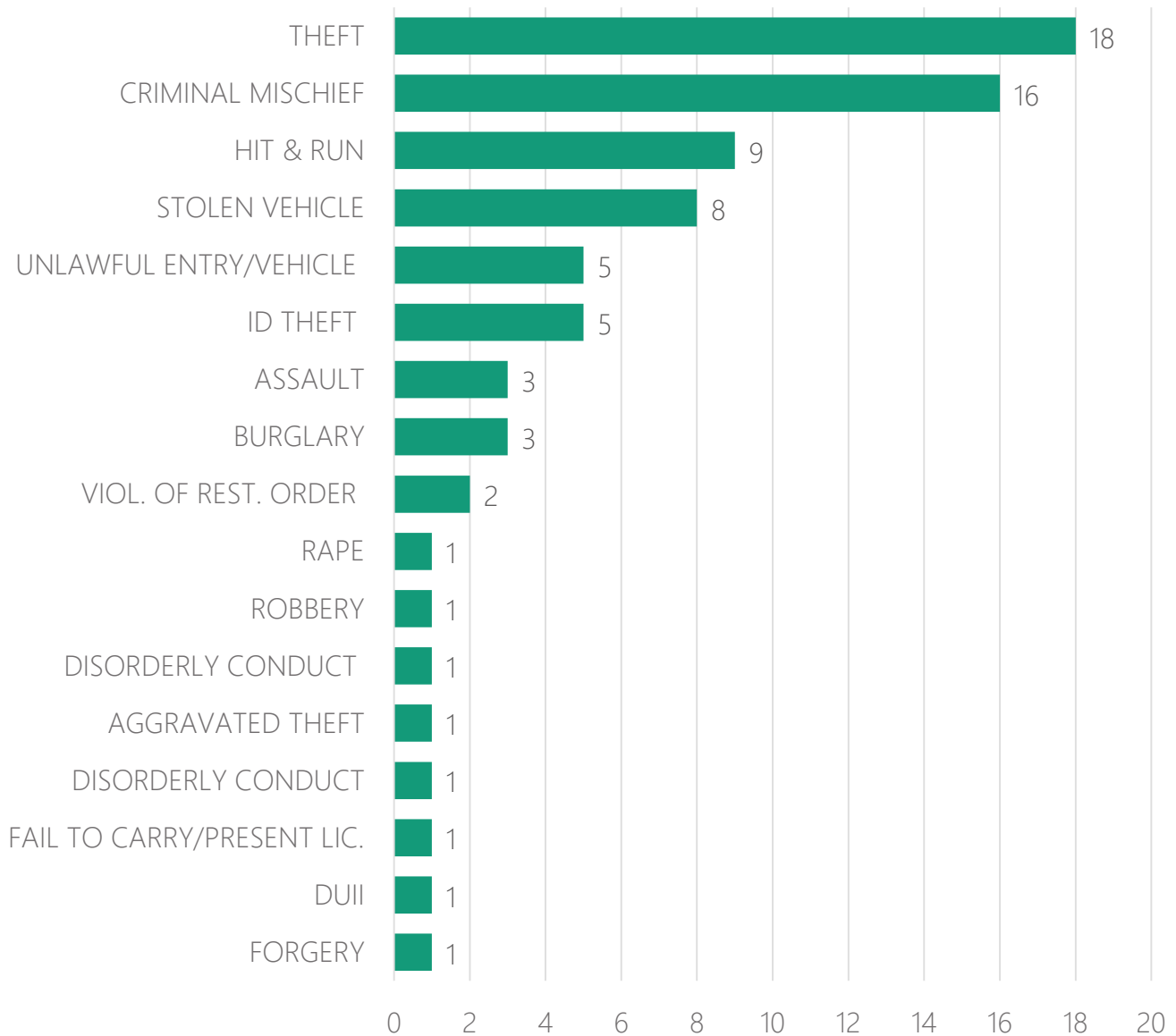
Decrease

NC = Not Calculable. A percentage difference is not calculable when the older value equals 0, as the newer value cannot divide into 0.

Monthly Reports Written

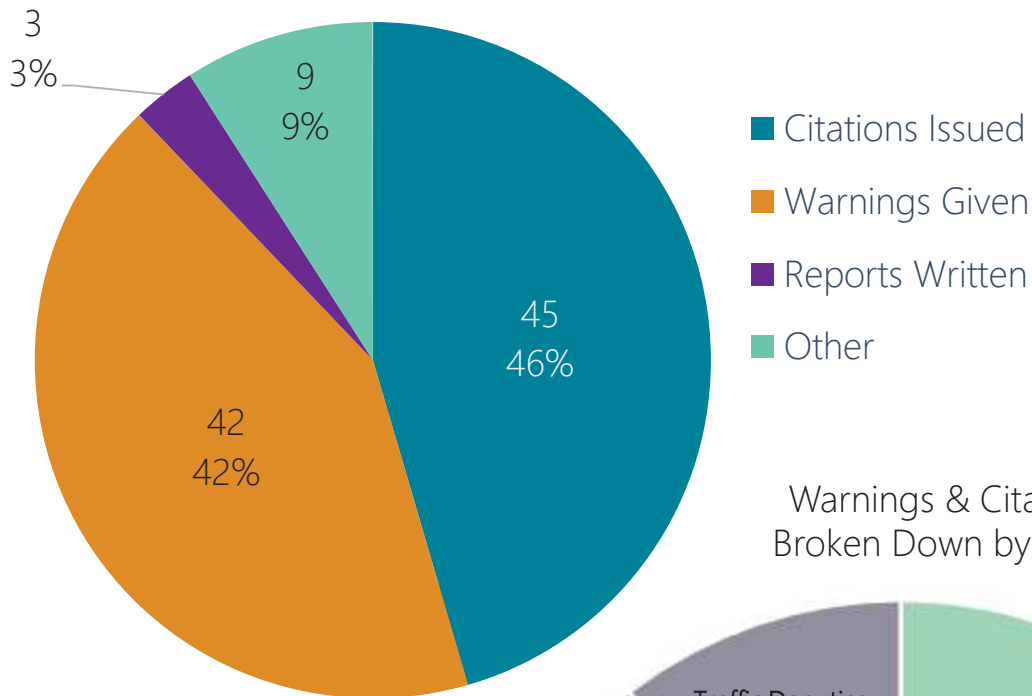


Offense Reports Written Breakdown by Top Charge

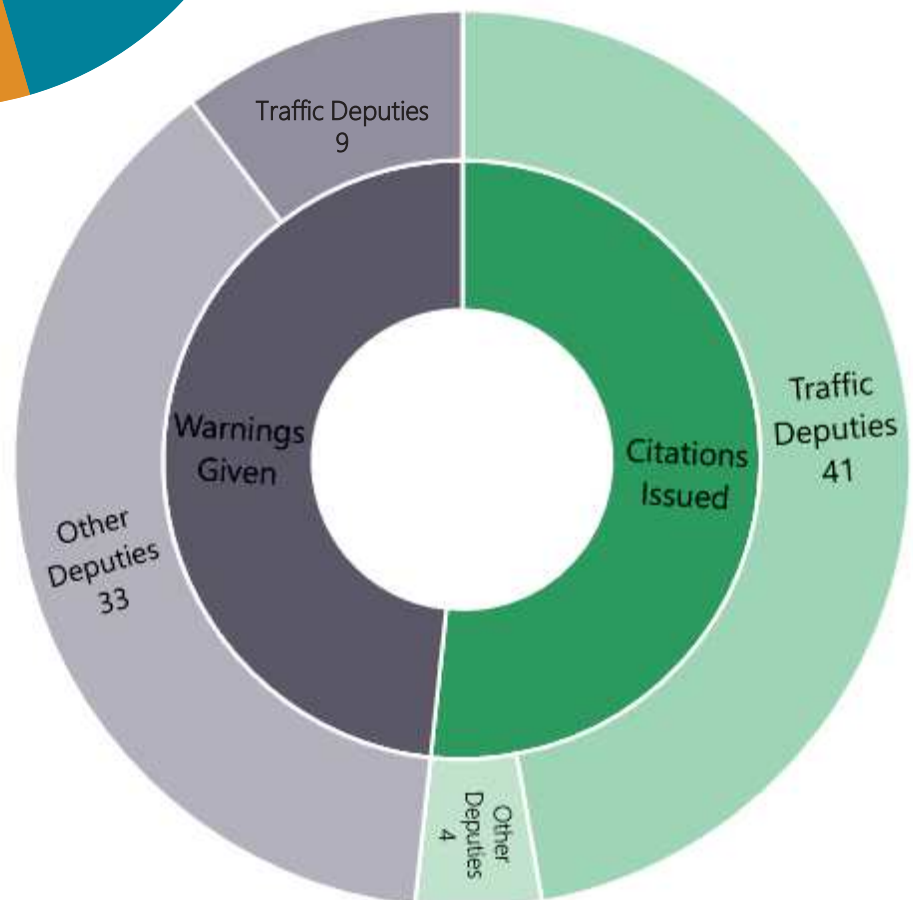


In September 2021, **99** traffic stops were made within the city limits, resulting in **45** citations issued, **42** warnings given, and **3** offense/incident reports created. Of the **45** citations issued, **67** violations were included (see next slide).

Traffic Stop Dispositions Types

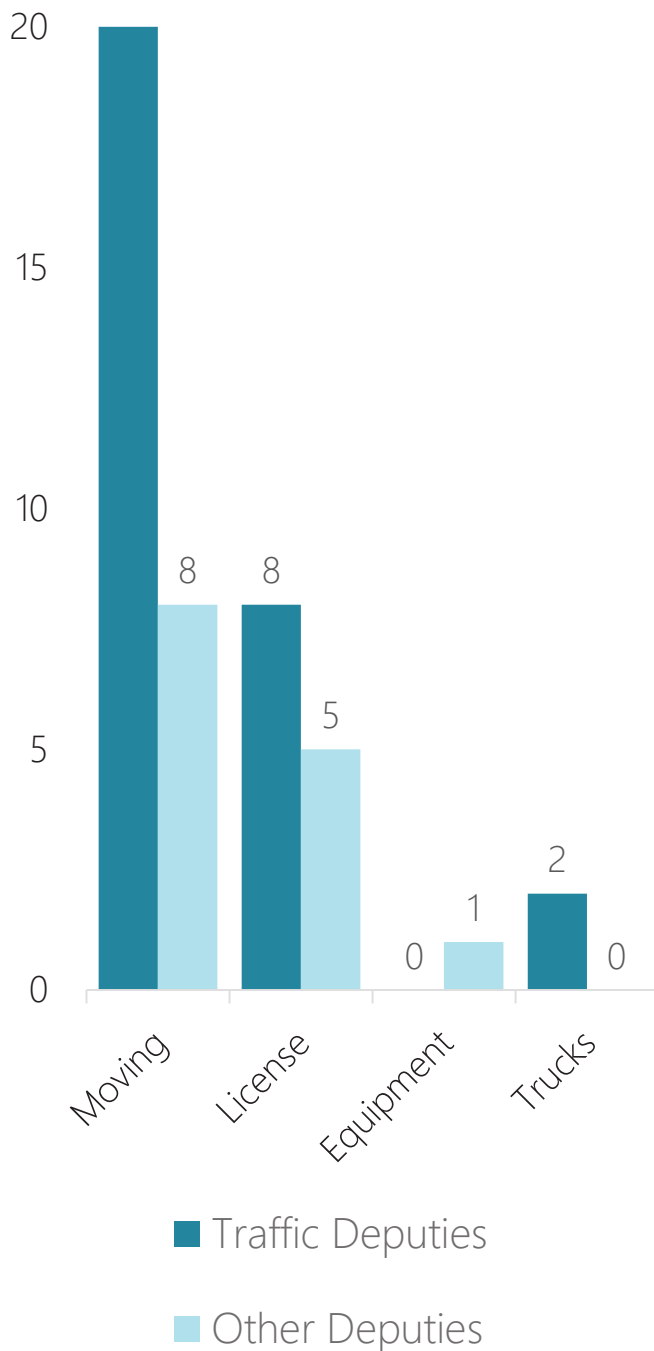


Warnings & Citations Issued Broken Down by Deputy Type

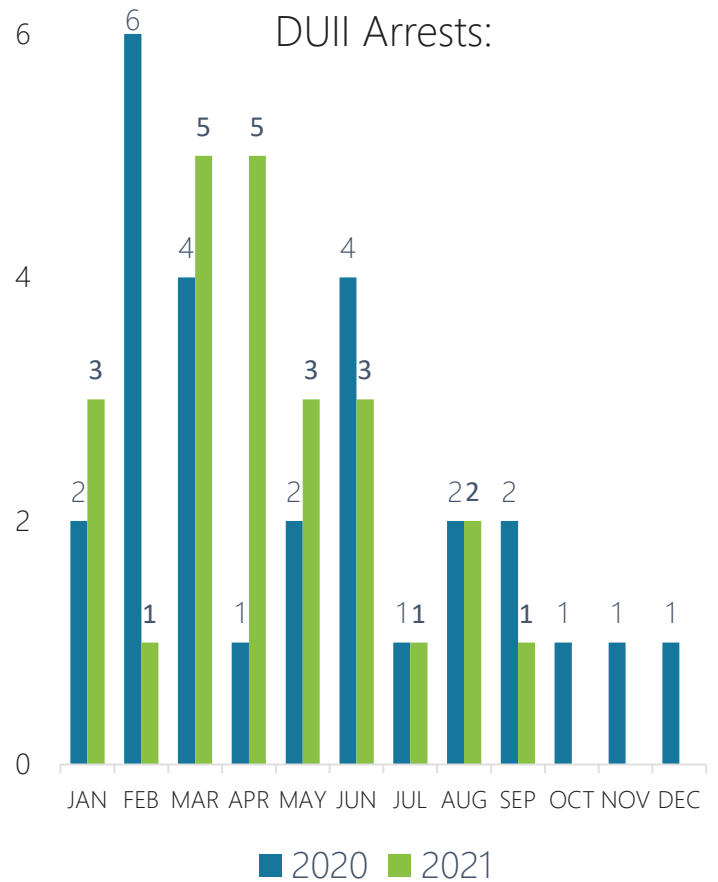


Citation Types Issued:

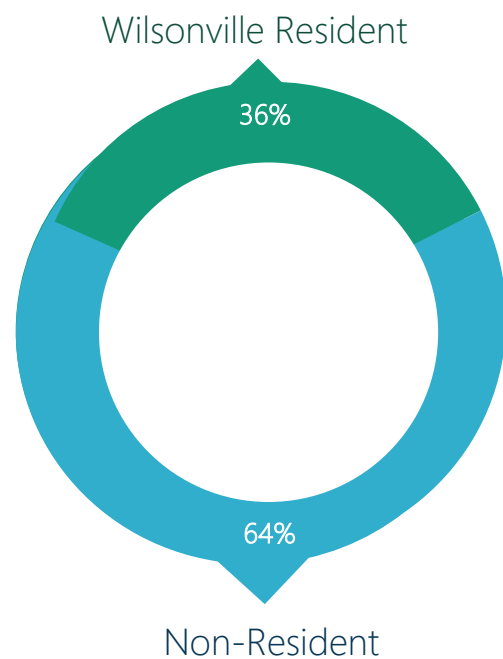
Of the **45** citations issued, **67** violations were included in the following types:



DUII Arrests:



Driver's Residency of Traffic Stop Subject (according to DL):



Map #	Case	Date	Address
1	21-019120	Sep 5	30300 SW BOONES FERRY RD
2	21-019368	Sep 9	SW 95TH AVE & SW BOECKMAN RD
3	21-019894	Sep 15	10388 SW RIDDER RD
4	21-019922	Sep 15	SW WILSONVILLE RD & I-5 NB
5	21-020341	Sep 21	SW WILSONVILLE RD & I-5 N
6	21-020355	Sep 21	SW 95TH AVE & SW COMMERCE CIR
7	21-020617	Sep 24	SW ELLIGSEN RD & I5 FWY NB

